



Schreibheft 3



Name:

Schreibheft 3



Name:

A a B b C c D d E e

F f G g H h I i J j

K k L l M m N n O o

P p Q q R r S s T t

U u V v W w X x Y y Z z

Ä ä Ö ö Ü ü ß

A a B b C c D d E e

F f G g H h I i J j

K k L l M m N n O o

P p Q q R r S s T t



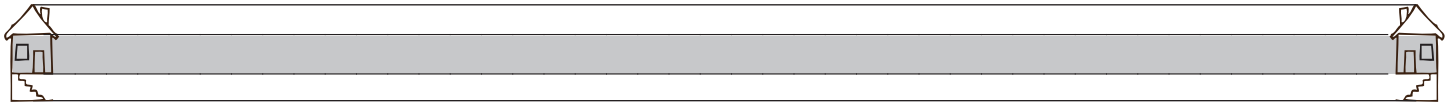


U u V v W w X x Y y Z z

Ä ä Ö ö Ü ü ß



Schreibe ab.

In der Vase fehlt das Wasser.




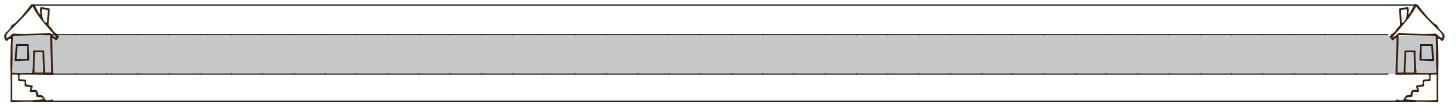



1




Schreibe ab.

In der Vase fehlt das Wasser.



1



 **Nachspuren und Schreiben. Beginne immer beim Punkt.**

Handwriting practice lines for the letter C. Each line has a house icon at the start and end. The first line shows a solid 'C' followed by a dotted 'C' for tracing, with seven dots for independent practice. The second line shows a solid 'O' followed by a dotted 'O' for tracing, with seven dots for independent practice. The third line shows a solid 'G' followed by a dotted 'G' for tracing, with seven dots for independent practice.

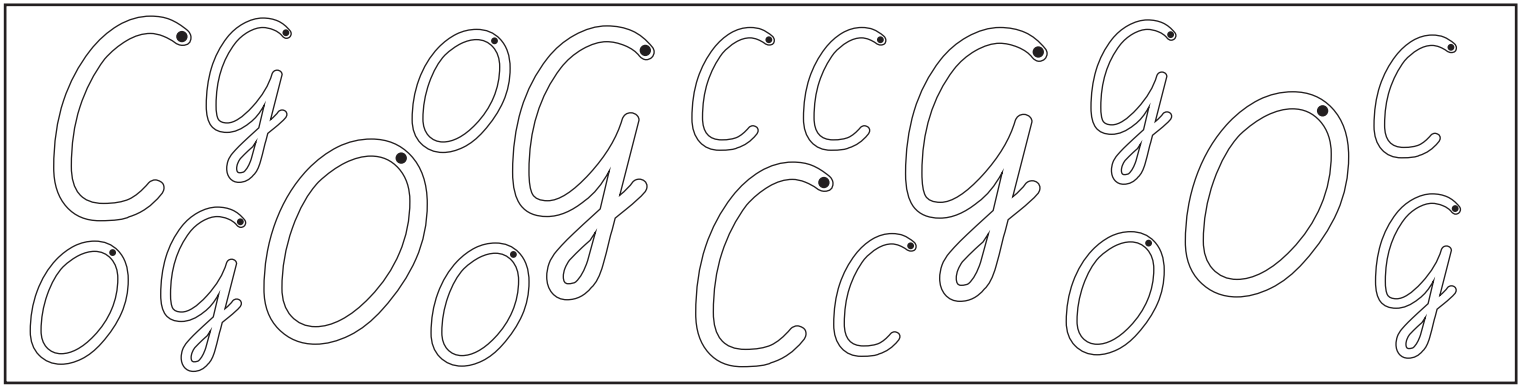
2



 **Nachspuren und Schreiben. Beginne immer beim Punkt.**

Handwriting practice lines for the letter C. Each line has a house icon at the start and end. The first line shows a solid 'C' followed by a dotted 'C' for tracing, with seven dots for independent practice. The second line shows a solid 'O' followed by a dotted 'O' for tracing, with seven dots for independent practice. The third line shows a solid 'G' followed by a dotted 'G' for tracing, with seven dots for independent practice.

2



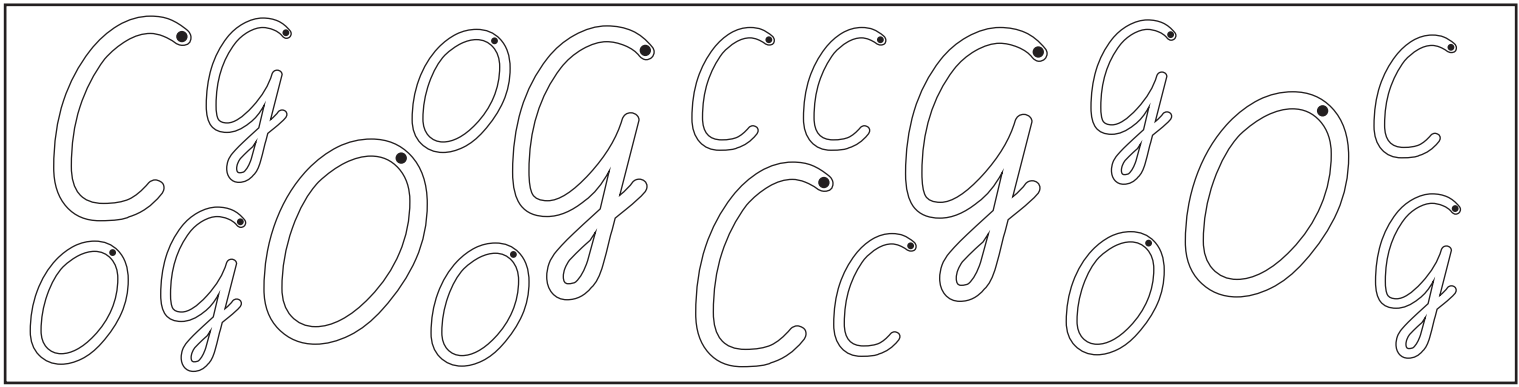
**Nachspuren und Schreiben.**

Curry Curry

Ochse Ochse

Guppy Guppy

Gustav Gustav



**Nachspuren und Schreiben.**

Curry Curry

Ochse Ochse

Guppy Guppy

Gustav Gustav

Ä Ö Ü ä ö ü



Arbeite genau! Setze die Striche richtig.

Äpfel Äpfel

Öfen Öfen

Übung Übung

wählen wählen

schön schön

fünf fünf

4

Ä Ö Ü ä ö ü



Arbeite genau! Setze die Striche richtig.

Äpfel Äpfel

Öfen Öfen

Übung Übung

wählen wählen

schön schön

fünf fünf

4



Bilde die Mehrzahl. Aus au wird äu.

der Raum

die Räume

der Baum

der Traum



Oh, wie klein ist das Hündchen! Spure nach und schreibe.

Hund

Hündchen

Ohren


Öhrchen

Augen

Auglein

Pfote

Pfötchen



Bilde die Mehrzahl. Aus au wird äu.

der Raum

die Räume

der Baum

der Traum



Oh, wie klein ist das Hündchen! Spure nach und schreibe.

Hund

Hündchen

Ohren


Öhrchen

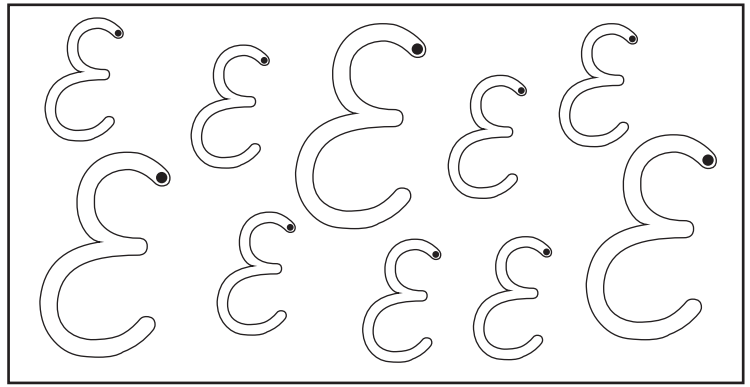
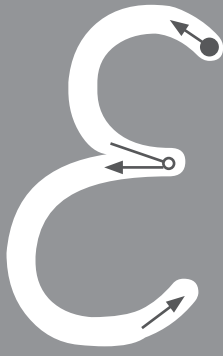

Augen

Auglein



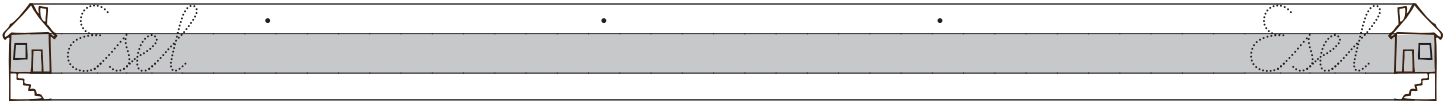
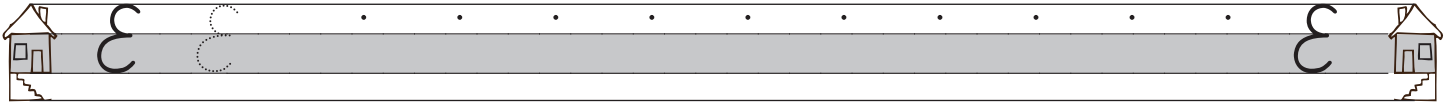
Pfote

Pfötchen

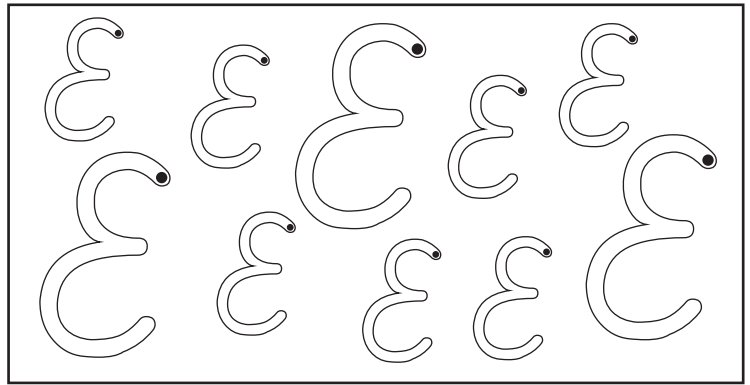
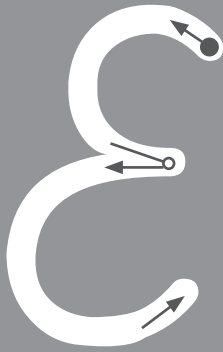
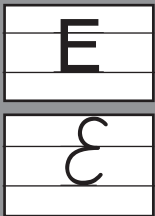





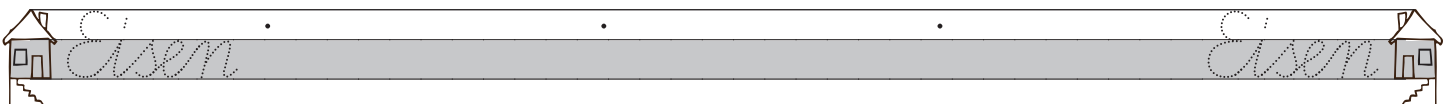

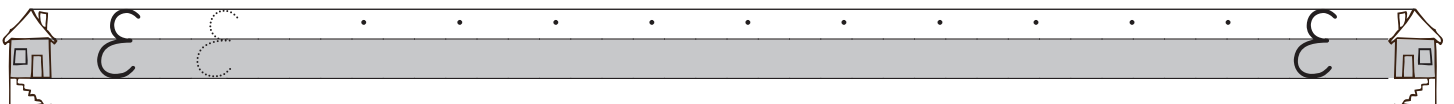
 **Nachspuren und Schreiben. Beginne immer beim Punkt.**



6


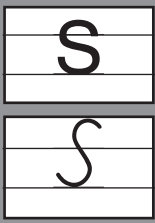


 **Nachspuren und Schreiben. Beginne immer beim Punkt.**


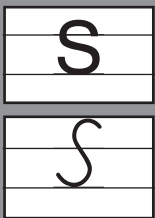
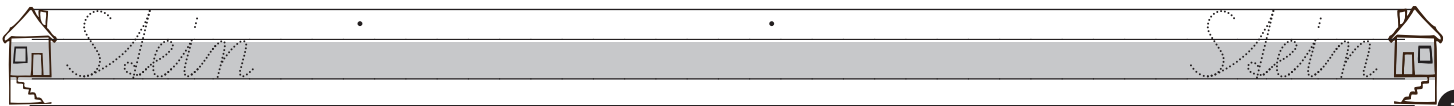
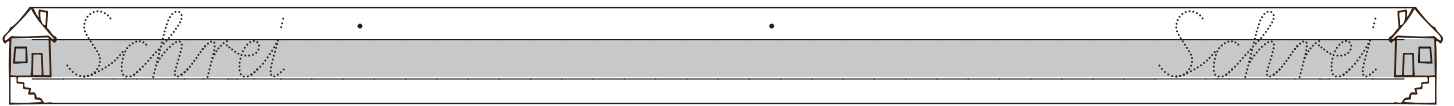
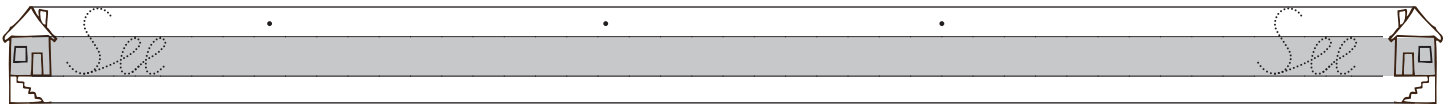
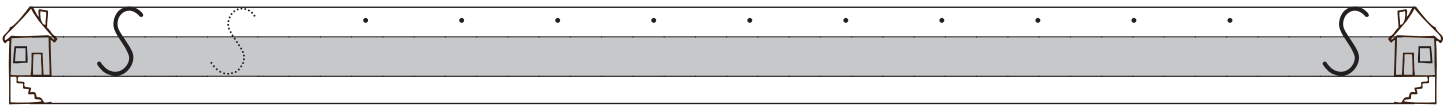


6

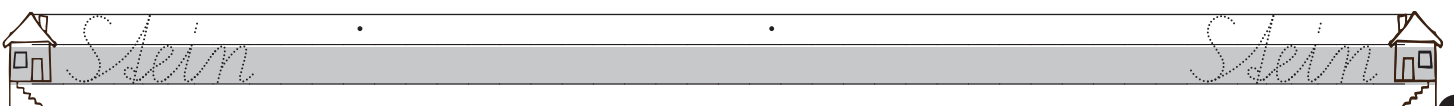
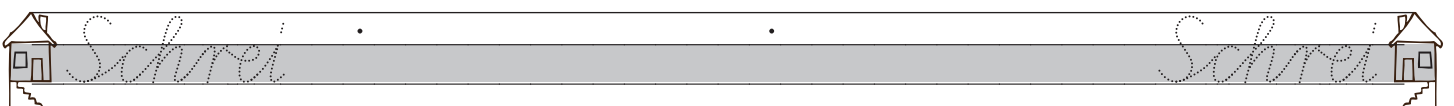

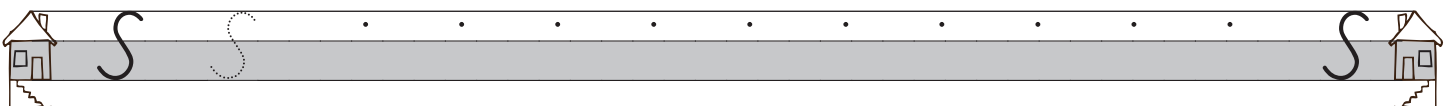


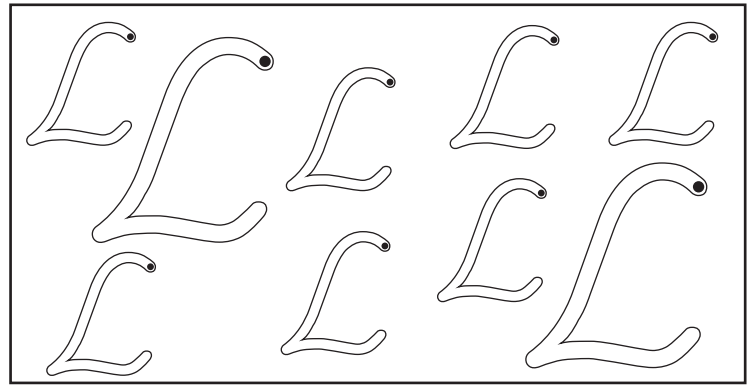
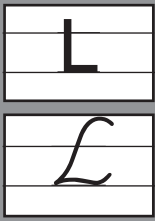


 **Nachspuren und Schreiben. Beginne immer beim Punkt.**

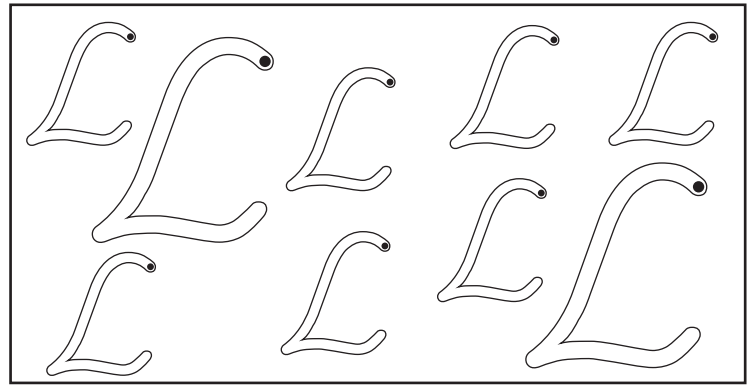

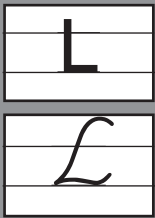

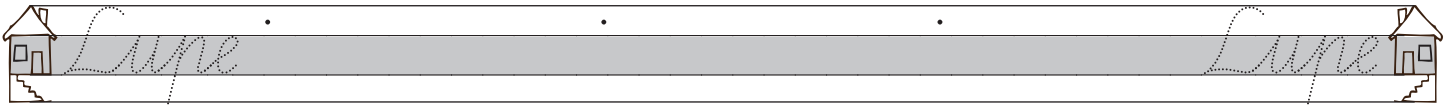
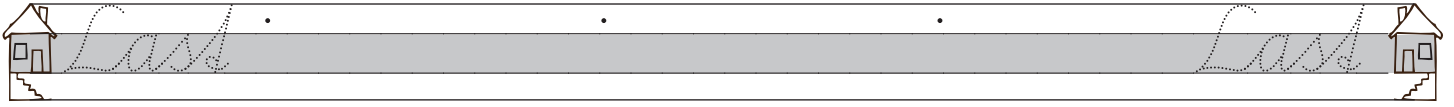
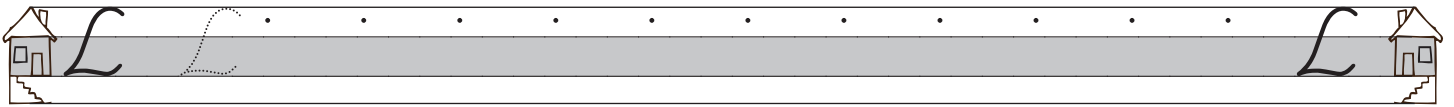


 **Nachspuren und Schreiben. Beginne immer beim Punkt.**




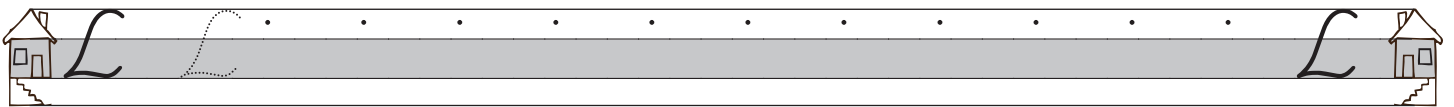


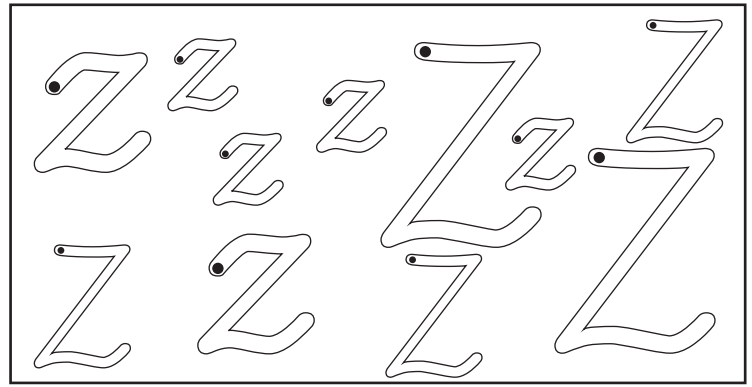
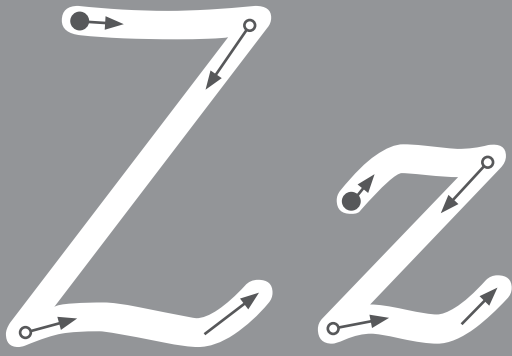


 **Nachspuren und Schreiben. Beginne immer beim Punkt.**

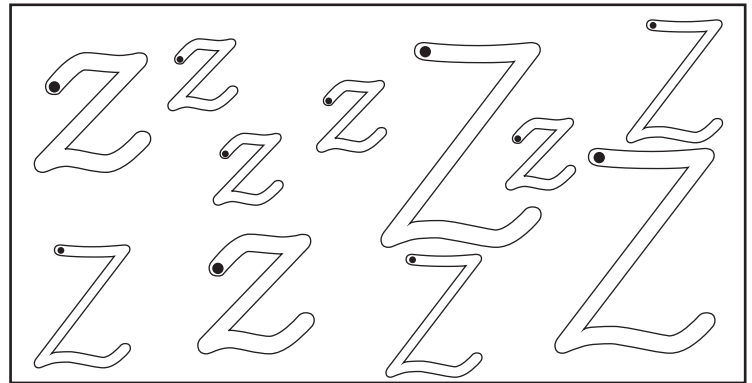
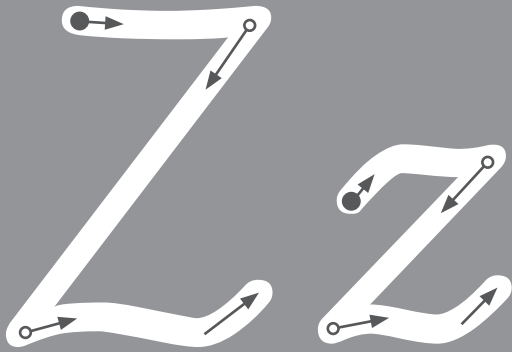
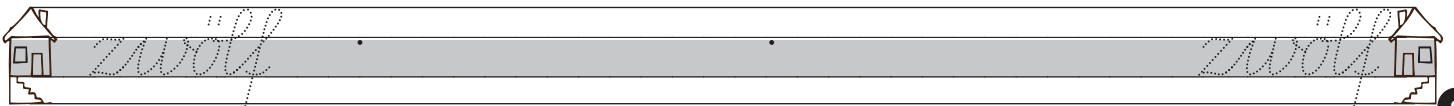
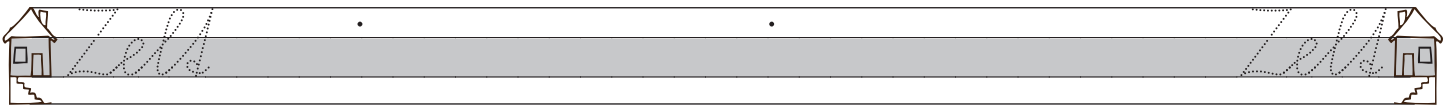
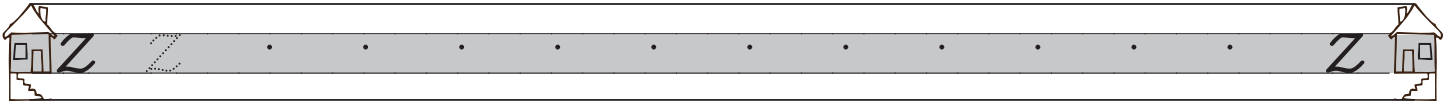
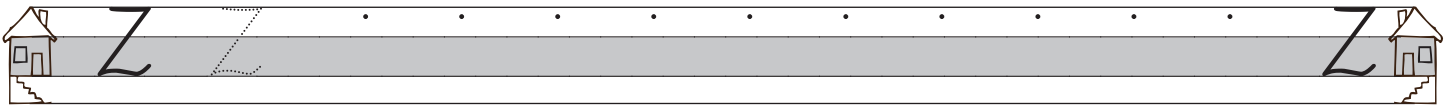


 **Nachspuren und Schreiben. Beginne immer beim Punkt.**

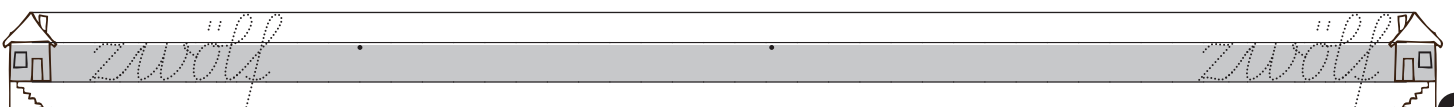
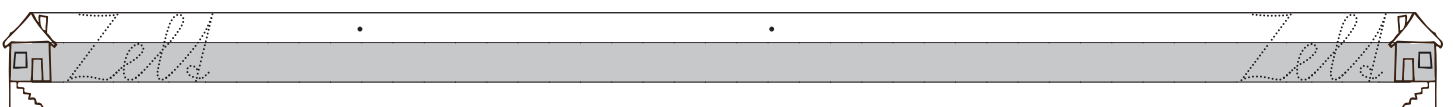
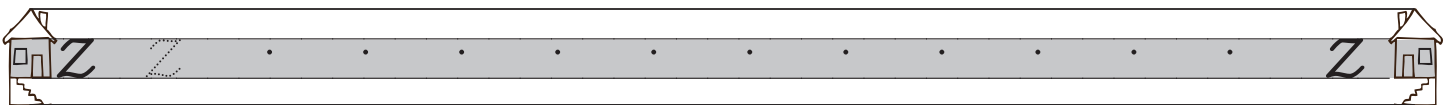
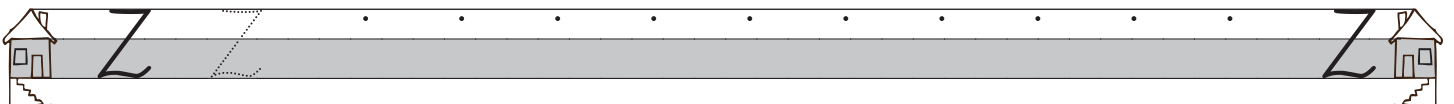




 **Nachspuren und Schreiben. Beginne immer beim Punkt.**



 **Nachspuren und Schreiben. Beginne immer beim Punkt.**







Qu qu

Qu qu







 Nachspuren und Schreiben. Beginne immer beim Punkt.

 Qu Qu 

 Quark 


 Achtung! Das kleine u setzt an der Grundlinie an.

 qu qu 



 quer 



Qu qu

Qu qu







 Nachspuren und Schreiben. Beginne immer beim Punkt.


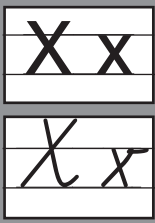
 Qu Qu 

 Quark 


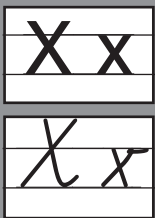

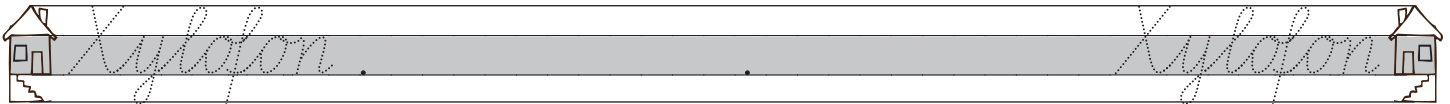
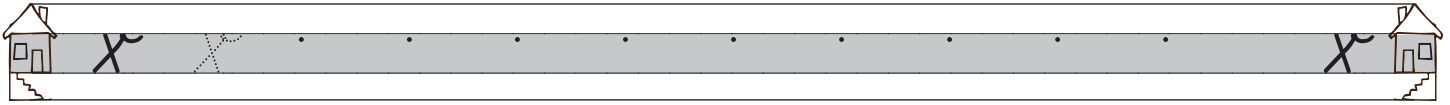
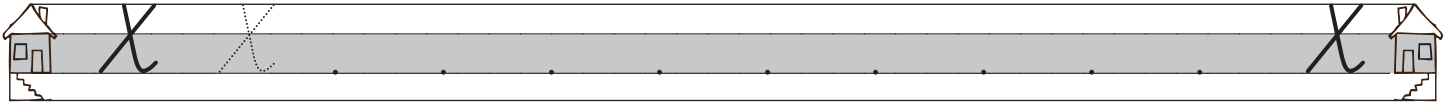
 Achtung! Das kleine u setzt an der Grundlinie an.

 qu qu 


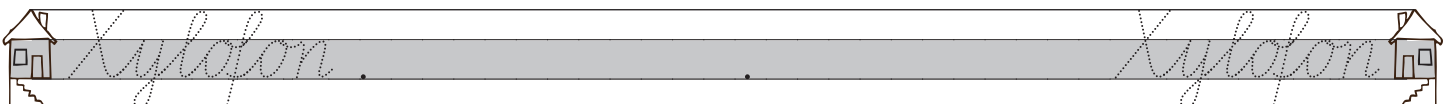
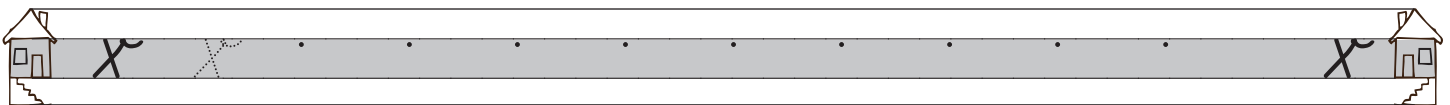
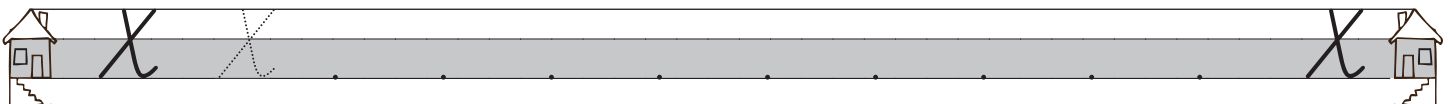
 quer 

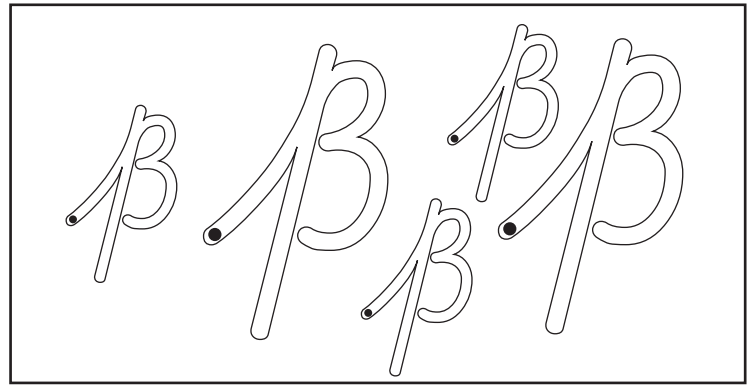
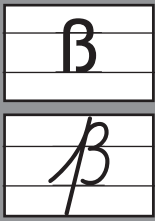


 **Nachspuren und Schreiben. Beginne immer beim Punkt.**

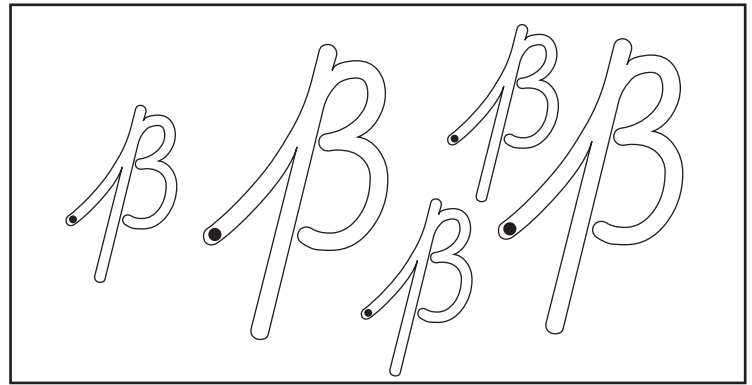
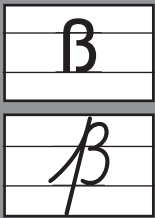

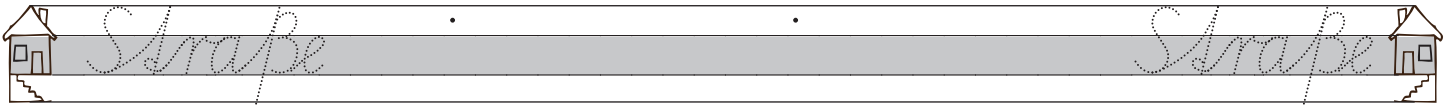
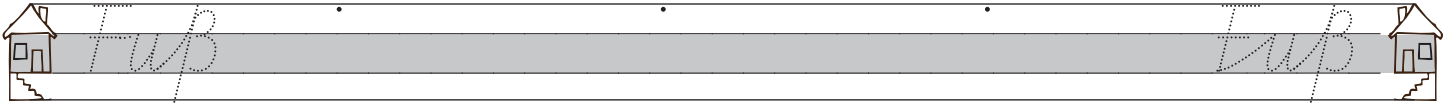
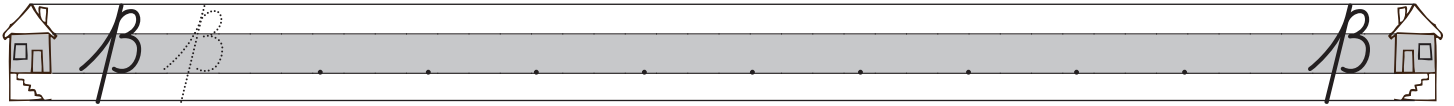


 **Nachspuren und Schreiben. Beginne immer beim Punkt.**




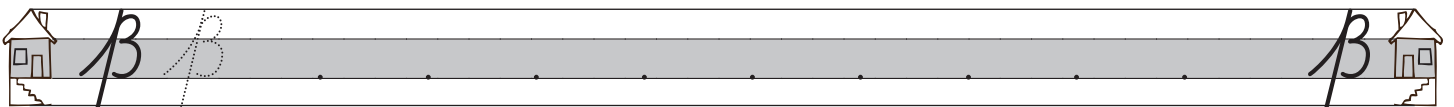






 **Nachspuren und Schreiben. Beginne immer beim Punkt.**







 **Nachspuren und Schreiben. Beginne immer beim Punkt.**





 **Nachspuren und Schreiben. Achte auf das Ansetzen beim u.**



 *Qualle* 



 *quatschen* 

 *quaken* 



 **Vergleiche die Verbindungen vom kleinen e. Was fällt Dir auf?**



 *boxen* 



 *Mixer* 

 *Taxi* 



 **Nachspuren und Schreiben. Achte auf das Ansetzen beim u.**



 *Qualle* 



 *quatschen* 

 *quaken* 

 **Vergleiche die Verbindungen vom kleinen e. Was fällt Dir auf?**

 *boxen* 

 *Mixer* 

 *Taxi* 



## Verbindungen mit dem kleinen e.

Ae *Aerobic*

Fe *Ferien*

He *Hefe*

re *regeln*

xe *Hexe*

be *beben*

14



## Verbindungen mit dem kleinen e.

Ae *Aerobic*

Fe *Ferien*

He *Hefe*

re *regeln*

xe *Hexe*

be *beben*


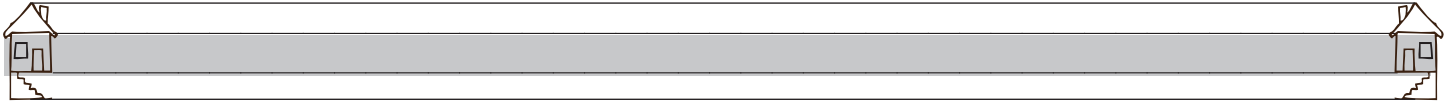
14



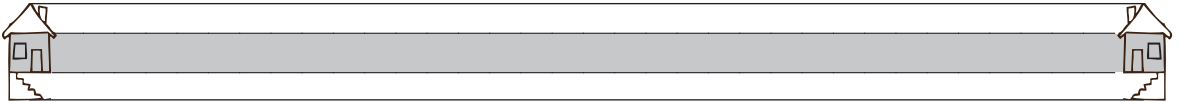


Übertrage in Schreibschrift.


Hummeln mögen heiße Tage.



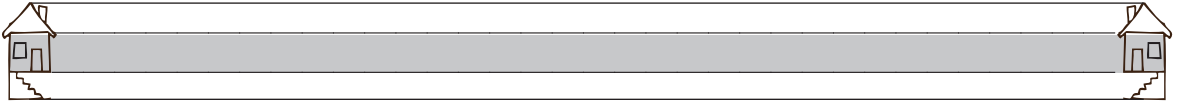
Herbst



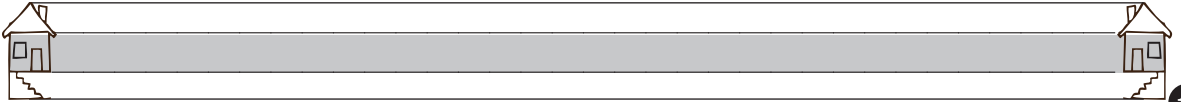
Fee



regnen


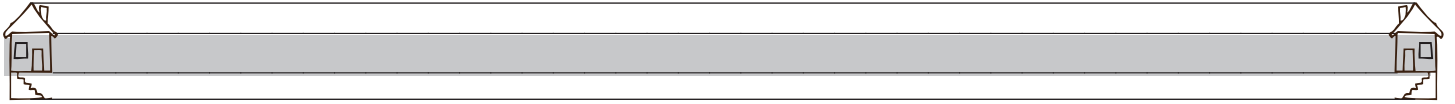


mixen

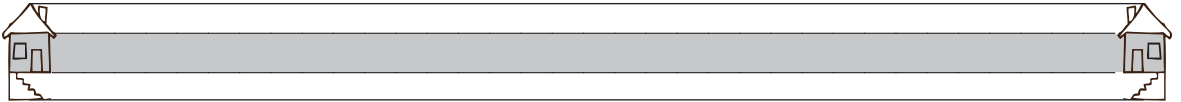


Übertrage in Schreibschrift.


Hummeln mögen heiße Tage.



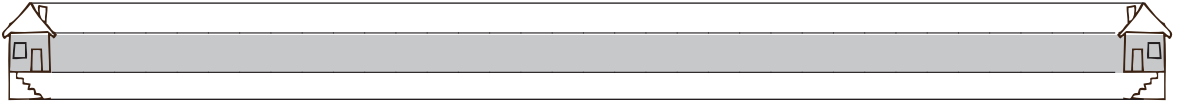
Herbst



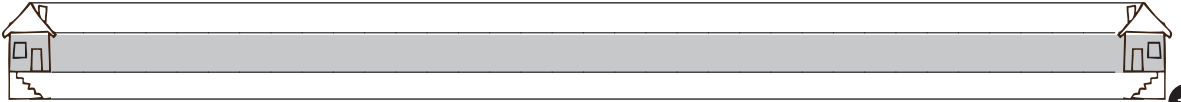
Fee



regnen



mixen





Was gehört zusammen? Übertrage in Schreibschrift.

- Ich liefer den Strom. •
- Ich klebe Pakete. •
- Ich male Bilder. •
- Ich gieße Blumen. •
- Ich würze Curry. •
- Ich klingel laut. •
- Ich bin sauer. •

16



Was gehört zusammen? Übertrage in Schreibschrift.

- Ich liefer den Strom. •
- Ich klebe Pakete. •
- Ich male Bilder. •
- Ich gieße Blumen. •
- Ich würze Curry. •
- Ich klingel laut. •
- Ich bin sauer. •

16



Handwriting practice lines (top, middle, bottom)



Handwriting practice lines (top, middle, bottom)



Handwriting practice lines (top, middle, bottom)



Handwriting practice lines (top, middle, bottom)



*Ich liefer den Strom.*



Handwriting practice lines (top, middle, bottom)



Handwriting practice lines (top, middle, bottom)



Handwriting practice lines (top, middle, bottom)



Handwriting practice lines (top, middle, bottom)



Handwriting practice lines (top, middle, bottom)



Handwriting practice lines (top, middle, bottom)



*Ich liefer den Strom.*



Handwriting practice lines (top, middle, bottom)



Handwriting practice lines (top, middle, bottom)



Was gehört zusammen? Übertrage in Schreibschrift.

Mach mich zu.

Hefte die Blätter ab.

Komm pünktlich.

Schreib ein Gedicht.

Klapp mich zu.

Füll mich mit Wasser.

Hier ist Platz für Bücher.

18



Was gehört zusammen? Übertrage in Schreibschrift.

Mach mich zu.

Hefte die Blätter ab.

Komm pünktlich.

Schreib ein Gedicht.

Klapp mich zu.


Füll mich mit Wasser.

Hier ist Platz für Bücher.

18



Two horizontal lines for writing, with a shaded gray band in the middle.



Two horizontal lines for writing, with a shaded gray band in the middle.



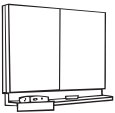
Two horizontal lines for writing, with a shaded gray band in the middle.



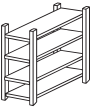
Two horizontal lines for writing, with a shaded gray band in the middle.



Two horizontal lines for writing, with a shaded gray band in the middle.



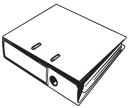
Two horizontal lines for writing, with a shaded gray band in the middle.



Two horizontal lines for writing, with a shaded gray band in the middle.



Two horizontal lines for writing, with a shaded gray band in the middle.



Two horizontal lines for writing, with a shaded gray band in the middle.



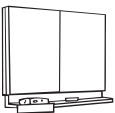
Two horizontal lines for writing, with a shaded gray band in the middle.



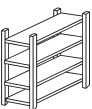
Two horizontal lines for writing, with a shaded gray band in the middle.



Two horizontal lines for writing, with a shaded gray band in the middle.



Two horizontal lines for writing, with a shaded gray band in the middle.


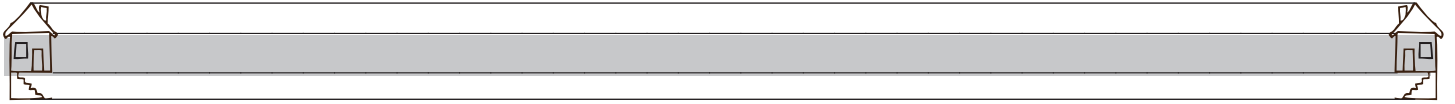


Two horizontal lines for writing, with a shaded gray band in the middle.

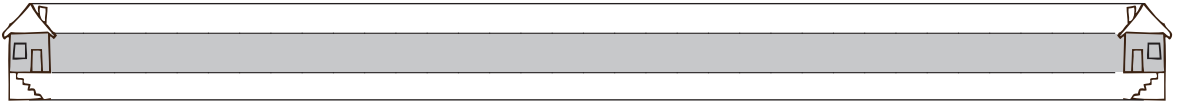


Übertrage in Schreibschrift.


Lachende Drachen fliegen nicht.



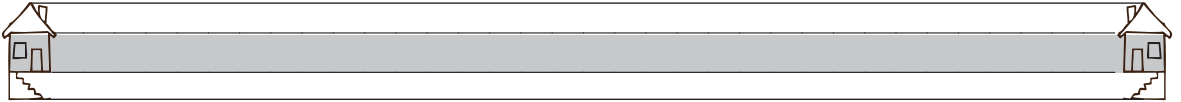
Laden



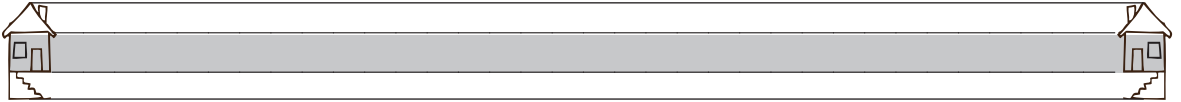
Laterne



Läuse

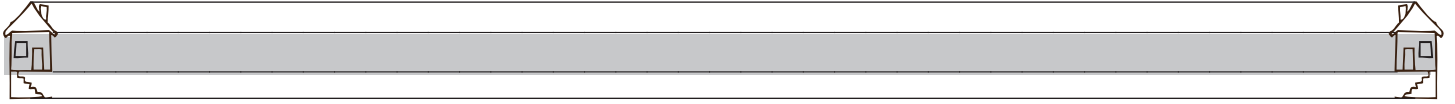



Liebe




Übertrage in Schreibschrift.


Lachende Drachen fliegen nicht.




Laden




Laterne



Läuse




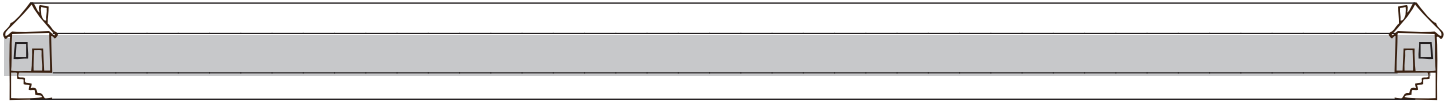
Liebe



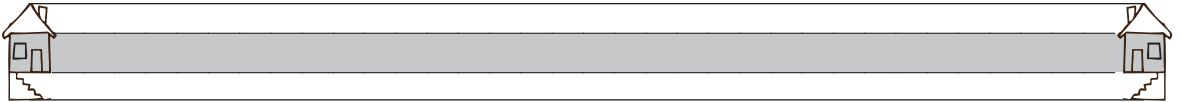


Übertrage in Schreibschrift.


Die Maus spielt auf dem Xylofon.



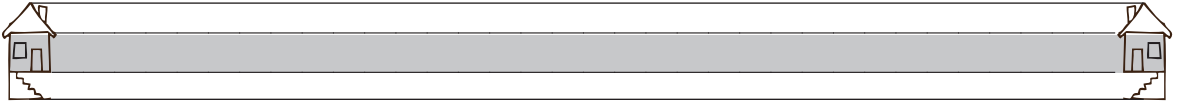
Axt



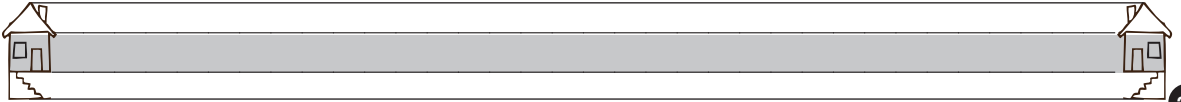
Ysop



Yoga





boxen




Übertrage in Schreibschrift.


Die Maus spielt auf dem Xylofon.




Axt




Ysop



Yoga



boxen





Was gehört zusammen? Übertrage in Schreibschrift.

Ich spende Schatten.

Ich habe ein Horn.

Ich habe Streifen.

Ich habe einen Rüssel.

Ich bin heiß.

Ich brauche Socken.

Ich stehe auf dem Tisch.

22



Was gehört zusammen? Übertrage in Schreibschrift.

Ich spende Schatten.

Ich habe ein Horn.

Ich habe Streifen.

Ich habe einen Rüssel.

Ich bin heiß.

Ich brauche Socken.

Ich stehe auf dem Tisch.

22





Handwriting practice lines (top, middle, bottom)



Handwriting practice lines (top, middle, bottom)



Handwriting practice lines (top, middle, bottom)



Handwriting practice lines (top, middle, bottom)



*Ich spende Schatten.*



Handwriting practice lines (top, middle, bottom)



Handwriting practice lines (top, middle, bottom)



Handwriting practice lines (top, middle, bottom)



Handwriting practice lines (top, middle, bottom)



Handwriting practice lines (top, middle, bottom)



Handwriting practice lines (top, middle, bottom)



*Ich spende Schatten.*



Handwriting practice lines (top, middle, bottom)


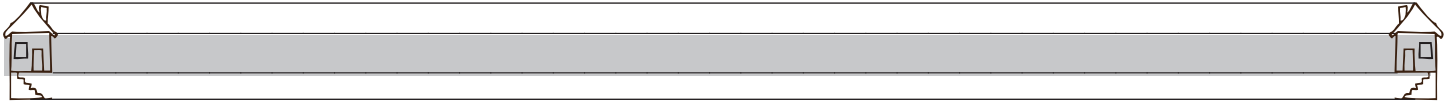


Handwriting practice lines (top, middle, bottom)

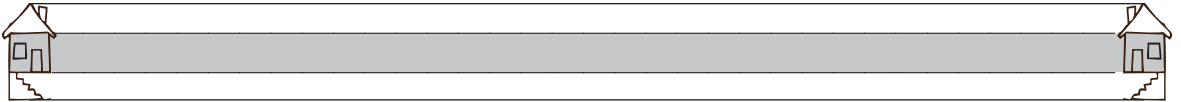


Übertrage in Schreibschrift.


Die Hexe hext sich violette Waden.



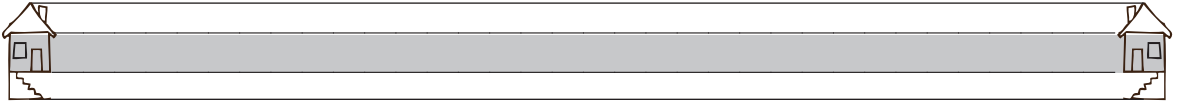
Vieh



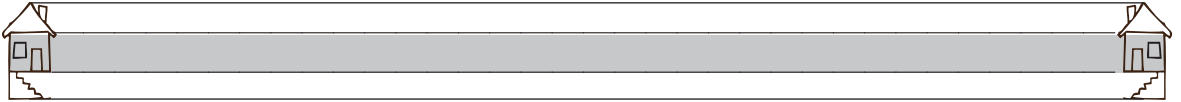
Vorsicht



Vase



Vater





24




Übertrage in Schreibschrift.


Die Hexe hext sich violette Waden.




Vieh




Vorsicht



Vase



Vater



24

An Ae Bu Be Ca Ce Dr De

Ex El Fu Fe Ga Ge Hu He

In Is Ja Je Ko Ke La Le

Mi Me Nu Ne Ol Ox Pu Pe

Ru Re Si Se Tu Te Ul Ur

Va Ve Wi We Xa Xe Ya Ye

Zo Ze xa xe ra re ba be

An Ae Bu Be Ca Ce Dr De

Ex El Fu Fe Ga Ge Hu He


In Is Ja Je Ko Ke La Le

Mi Me Nu Ne Ol Ox Pu Pe

Ru Re Si Se Tu Te Ul Ur


Va Ve Wi We Xa Xe Ya Ye

Zo Ze xa xe ra re ba be



Schreibheft 3

*blog: [lindegundula.wordpress.com](http://lindegundula.wordpress.com)*



Schreibheft 3

*blog: [lindegundula.wordpress.com](http://lindegundula.wordpress.com)*