



Schreibheft 1



Name:

Schreibheft 1



Name:

A a B b C c D d E e

F f G g H h I i J j

K k L l M m N n O o

P p Q q R r S s T t

U u V v W w X x Y y Z z

Ä ä Ö ö Ü ü ß

A a B b C c D d E e

F f G g H h I i J j

K k L l M m N n O o

P p Q q R r S s T t

U u V v W w X x Y y Z z

Ä ä Ö ö Ü ü ß



Was gehört zusammen?

Tisch

Socken

Ofen

Fisch

Dosen

Brote

Kuchen

•

Socken

•

Dosen

•

Fisch

•

Brote

•

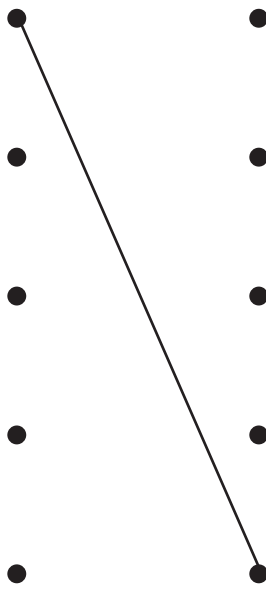
Tisch

•

Kuchen

•

Ofen



1



Was gehört zusammen?

Tisch

Socken

Ofen

Fisch

Dosen

Brote

Kuchen

•

Socken

•

Dosen

•

Fisch

•

Brote

•

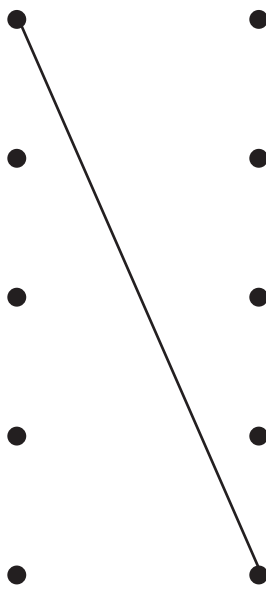
Tisch

•


Kuchen

•


Ofen




1



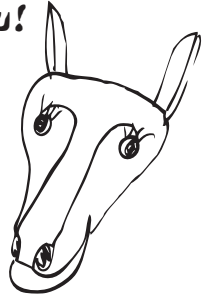
2



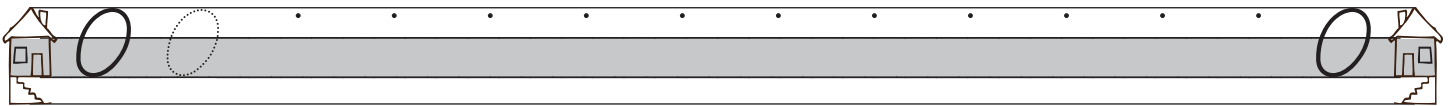
2




Diese
Buchstaben
kannst du!



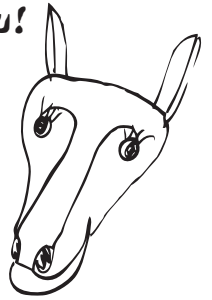
 Nachspuren und Schreiben. Beginne immer beim Punkt.



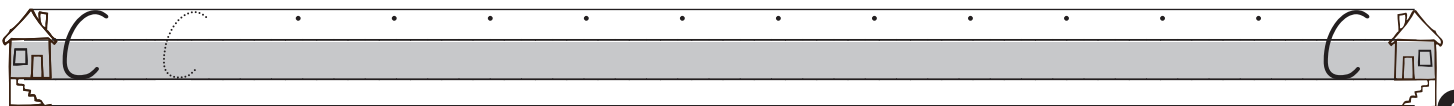
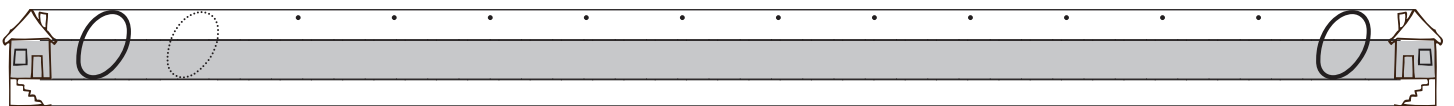
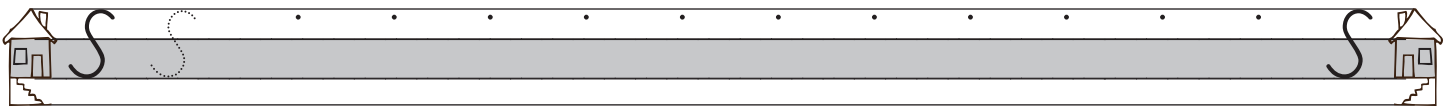
3



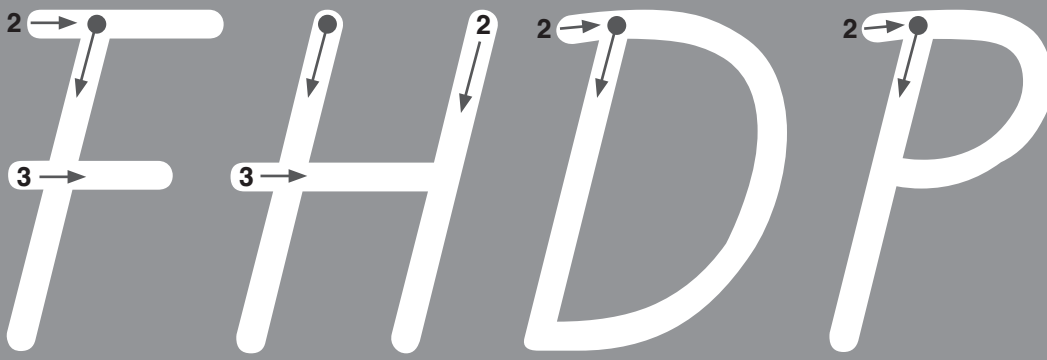
Diese
Buchstaben
kannst du!



 Nachspuren und Schreiben. Beginne immer beim Punkt.

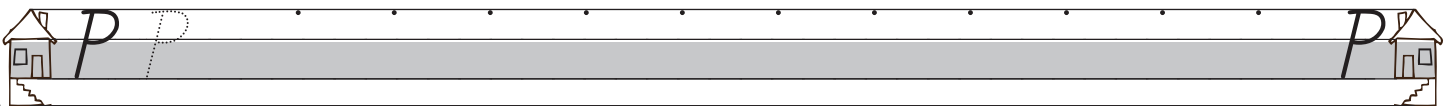
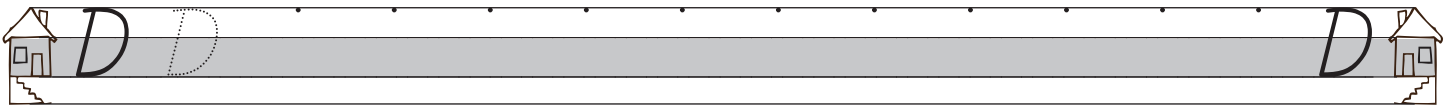
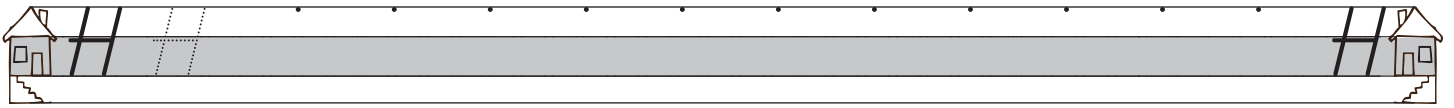


3

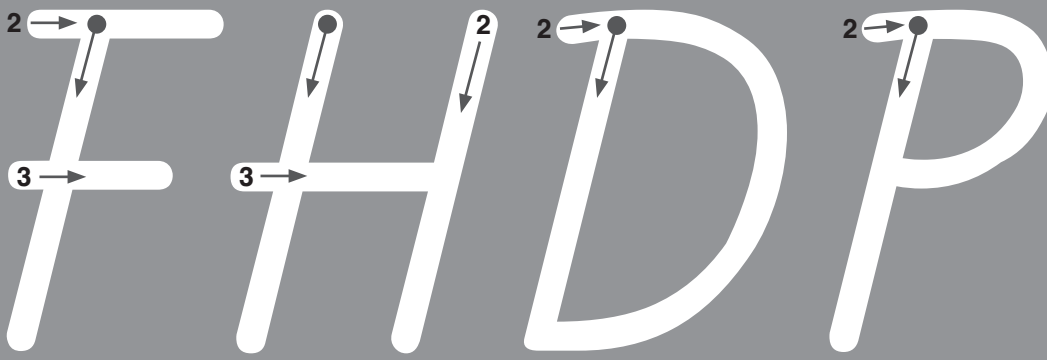


Diese Buchstaben sind auch leicht!

 Nachspuren und Schreiben. Beginne immer beim Punkt.

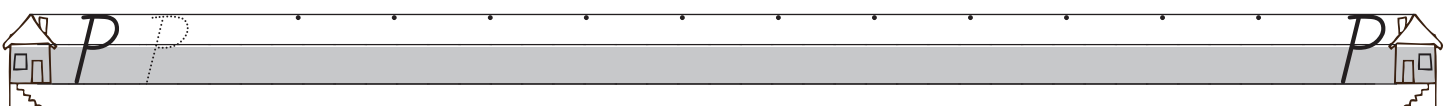
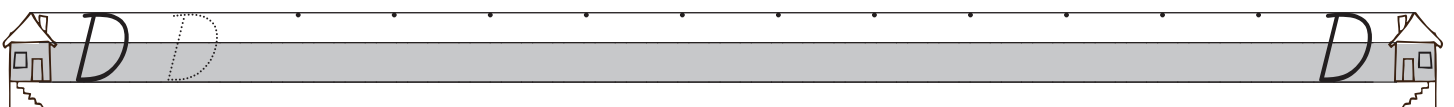


4

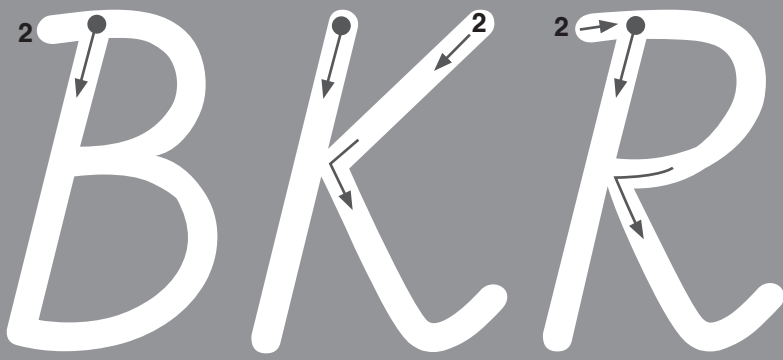


Diese Buchstaben sind auch leicht!

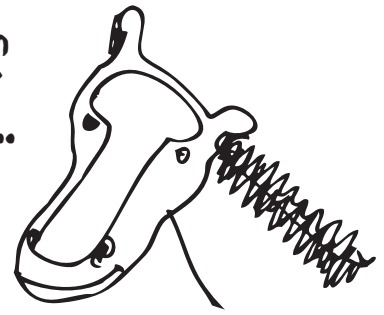
 Nachspuren und Schreiben. Beginne immer beim Punkt.



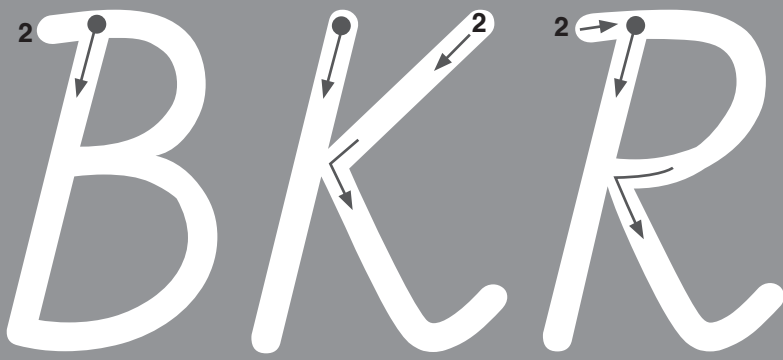
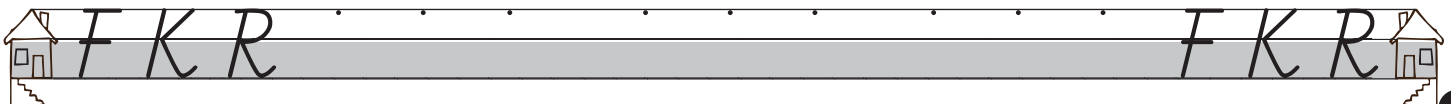
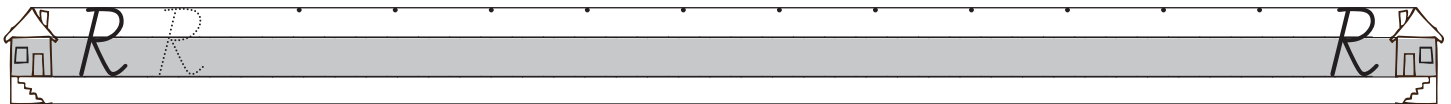
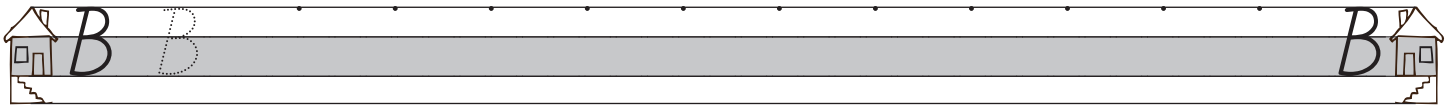
4



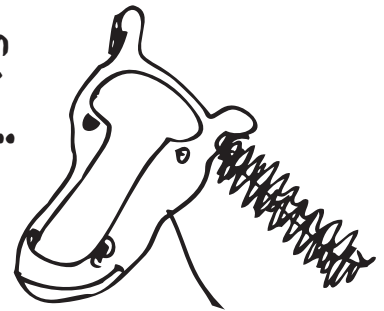
Hier
kommen
noch drei
einfache ...



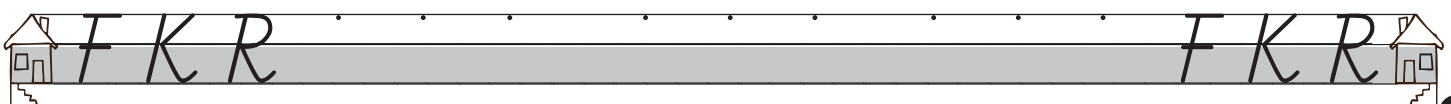
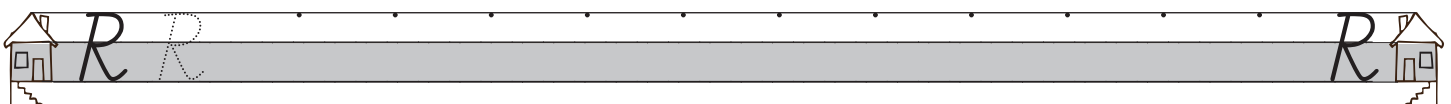
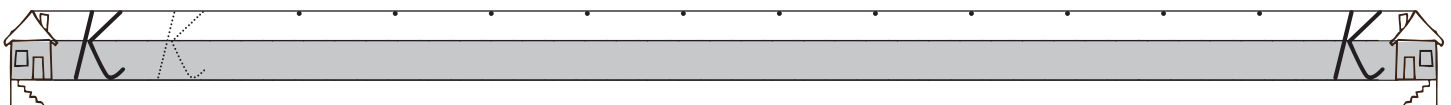
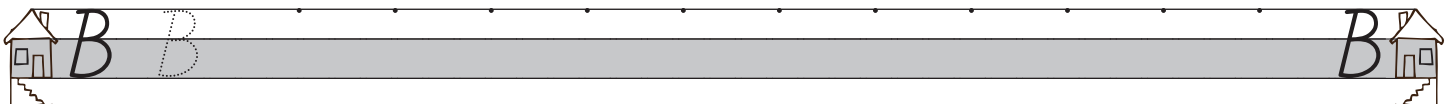
 Nachspuren und Schreiben. Beginne immer beim Punkt.




Hier
kommen
noch drei
einfache ...





 Nachspuren und Schreiben. Beginne immer beim Punkt.



Das macht die Pfötchen
locker!




Nachspuren und Schwingen.





6

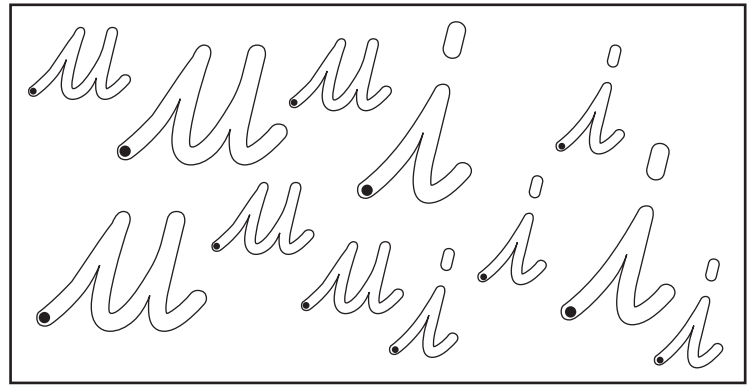
Das macht die Pfötchen
locker!




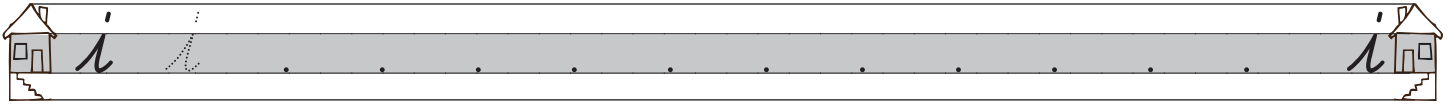
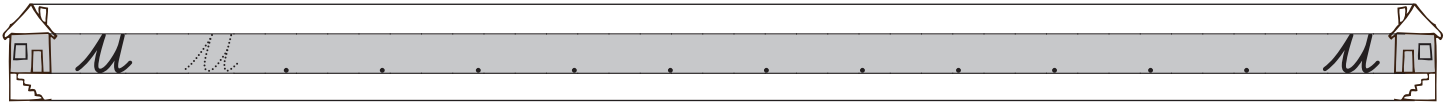
Nachspuren und Schwingen.



6




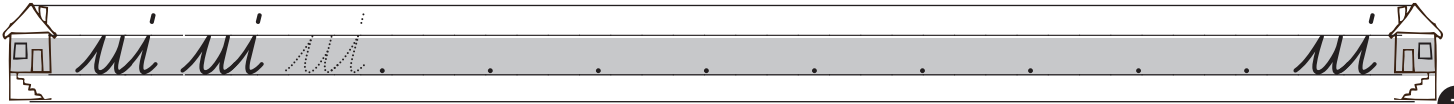
 **Nachspuren und Schreiben. Beginne immer beim Punkt.**




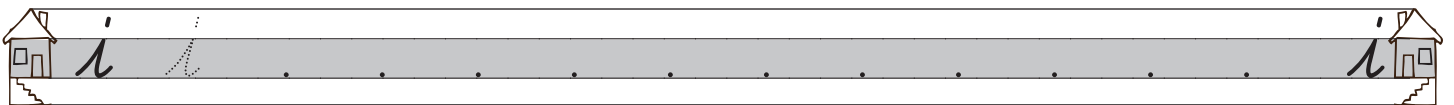
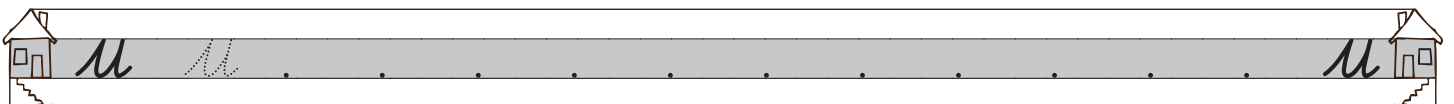
Wir wollen uns anfassen!



Verbinde u und i auf der Grundlinie.



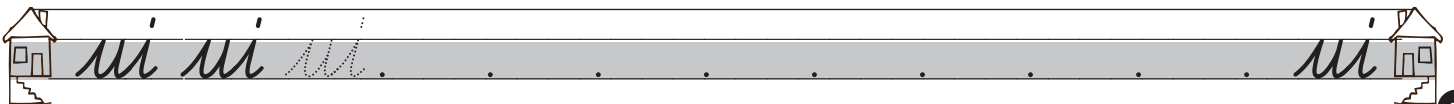
 **Nachspuren und Schreiben. Beginne immer beim Punkt.**



Wir wollen uns anfassen!




Verbinde u und i auf der Grundlinie.

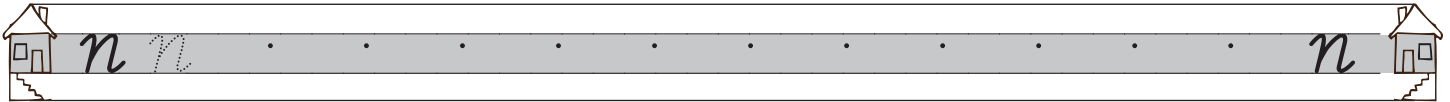


n m

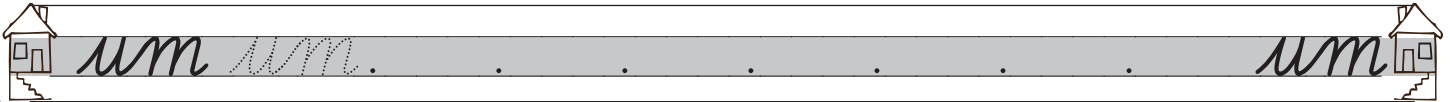
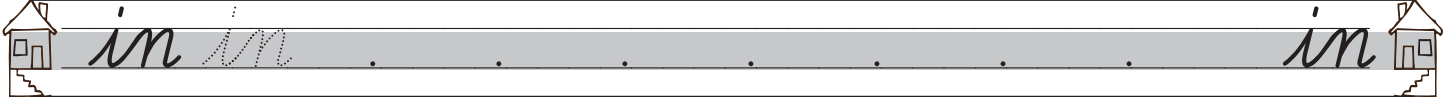
n m



 **Nachspuren und Schreiben. Beginne immer beim Punkt.**




Verbinde die Buchstaben auf der Grundlinie.

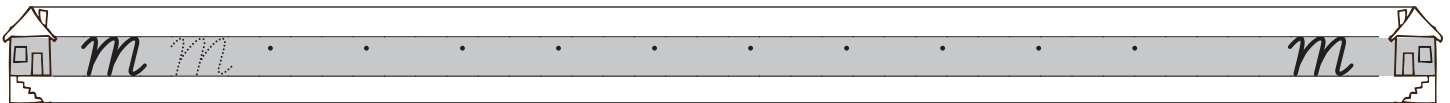
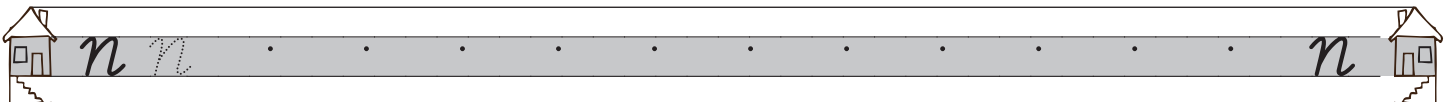


n m

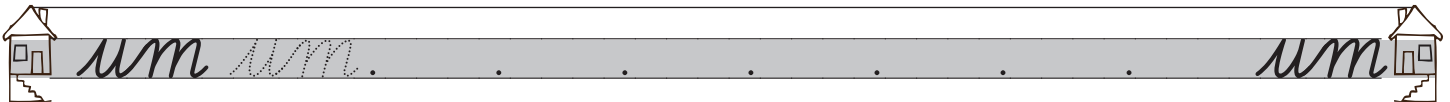
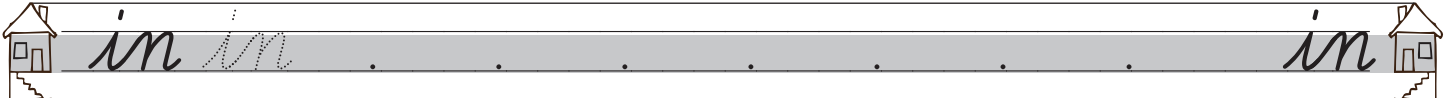
n m



 **Nachspuren und Schreiben. Beginne immer beim Punkt.**




Verbinde die Buchstaben auf der Grundlinie.

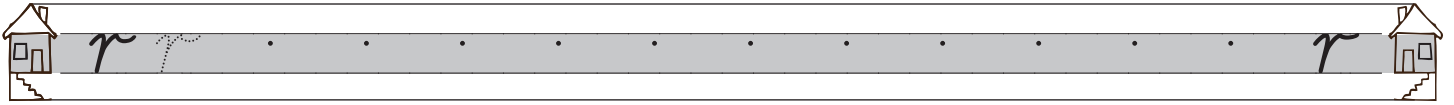
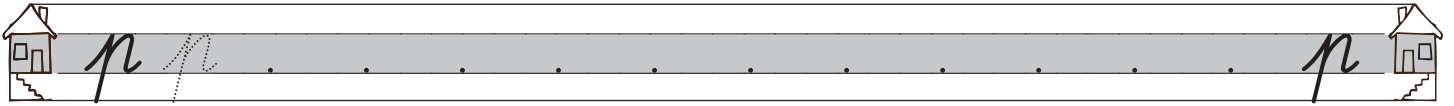


p r

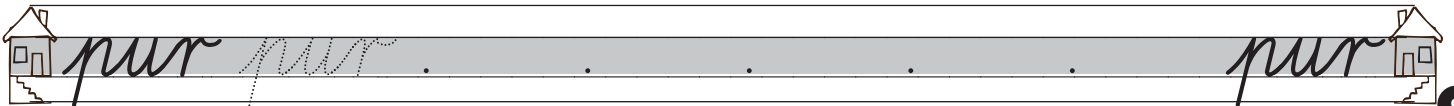
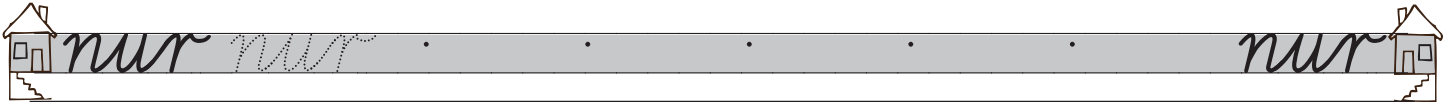
n r



 Nachspuren und Schreiben. Beginne immer beim Punkt.




Verbinde die Buchstaben auf der Grundlinie.

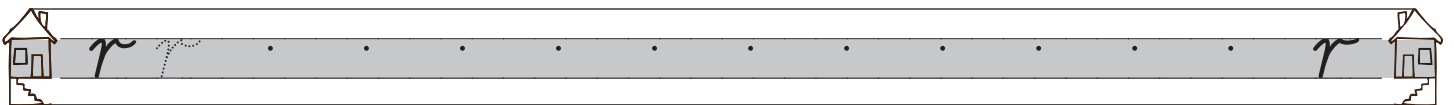
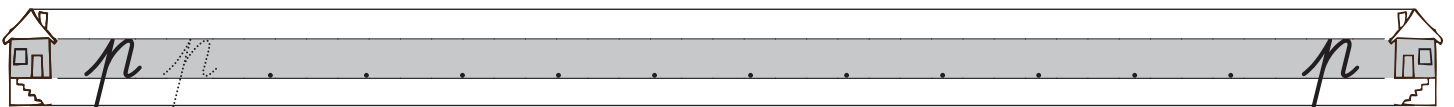


p r

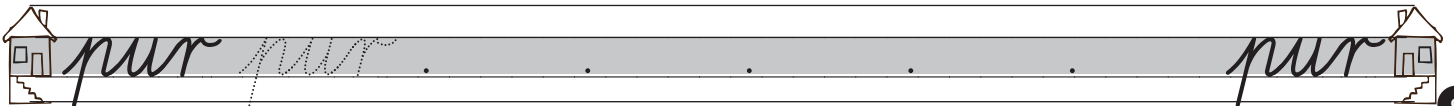
n r



 Nachspuren und Schreiben. Beginne immer beim Punkt.




Verbinde die Buchstaben auf der Grundlinie.







a d



a d





 **Nachspuren und Schreiben. Beginne immer beim Punkt.**

 a a a 


 d d d 

 da da da 



 und und und 



a d



a d





 **Nachspuren und Schreiben. Beginne immer beim Punkt.**

 a a a 

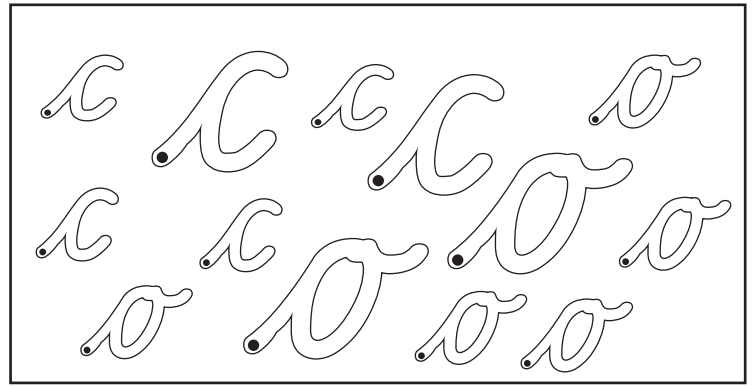

 d d d 

 da da da 

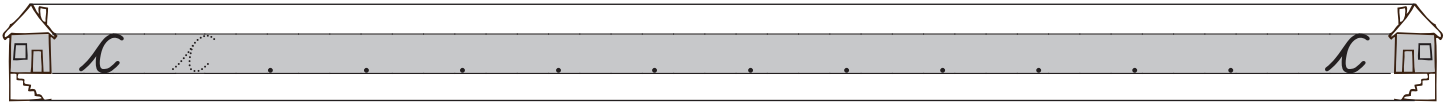
 und und und 

C O

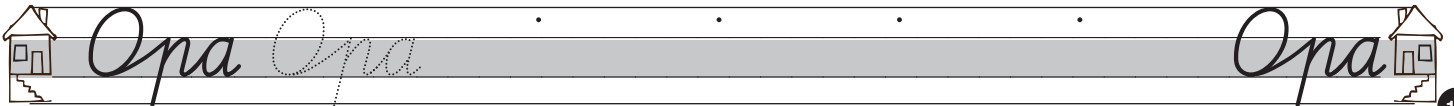
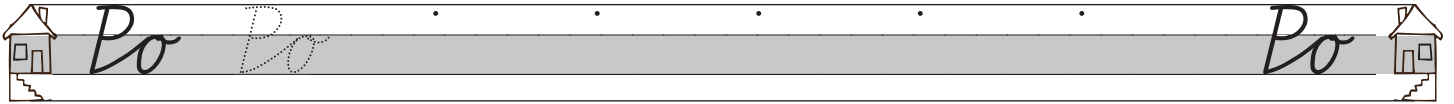
c o



 **Nachspuren und Schreiben. Beginne immer beim Punkt.**

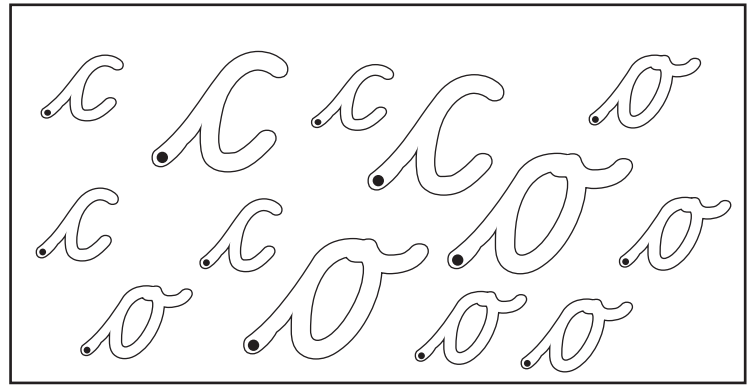


 **Setze an der Grundlinie an.**

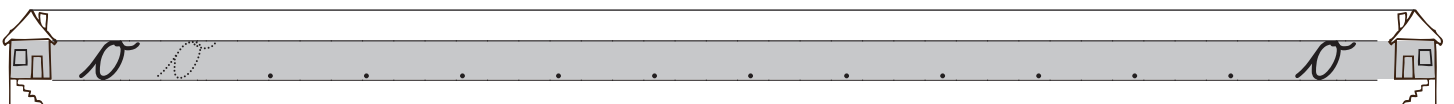
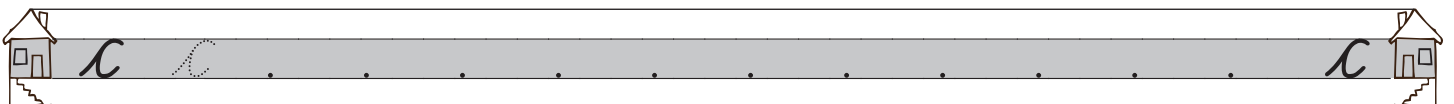


C O

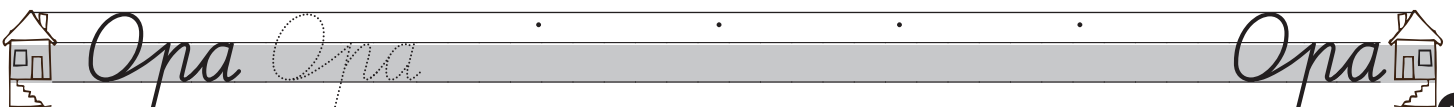
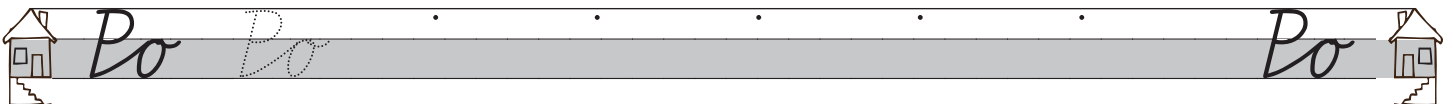
c o




 **Nachspuren und Schreiben. Beginne immer beim Punkt.**





 **Setze an der Grundlinie an.**



Das macht die Pfötchen
locker!




Nachspuren und Schwingen.





12

Das macht die Pfötchen
locker!




Nachspuren und Schwingen.







12



e l
e l





 **Nachspuren und Schreiben. Beginne immer beim Punkt.**



 e e e 

 l l l 



 lau lau lau 



 mir mir mir 



e l
e l





 **Nachspuren und Schreiben. Beginne immer beim Punkt.**


 e e e 

 l l l 



 lau lau lau 



 mir mir mir 

h k
h k







 Nachspuren und Schreiben. Beginne immer beim Punkt.

 h h h 


 k k k 

 Verbinden oder Ansetzen?



 kein kein . . . kein 



 Dach Dach . . . Dach 

h k
h k







 Nachspuren und Schreiben. Beginne immer beim Punkt.

 h h h 

 k k k 

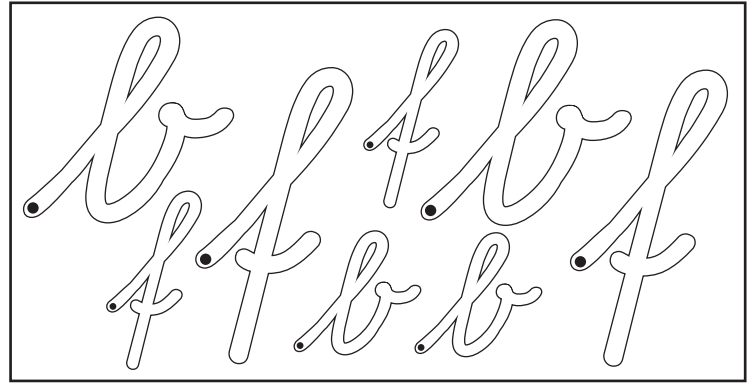
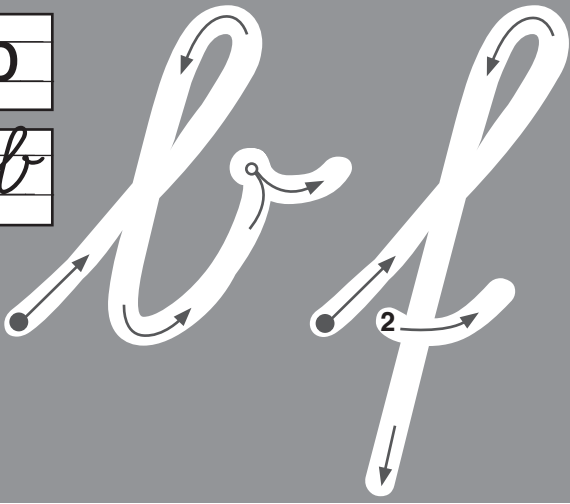
 Verbinden oder Ansetzen?

 kein kein . . . kein 

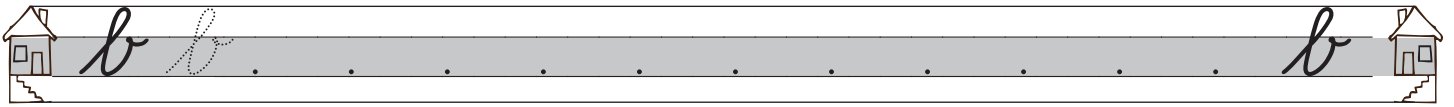
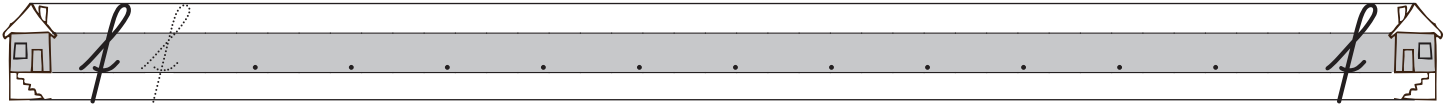
 Dach Dach . . . Dach 

f b


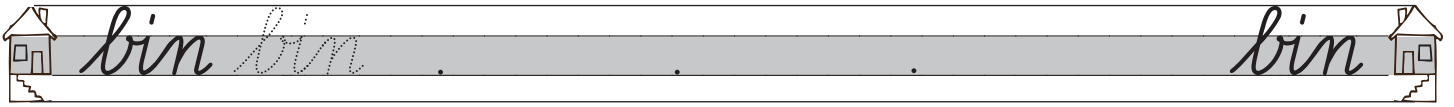
f b



Nachspuren und Schreiben.

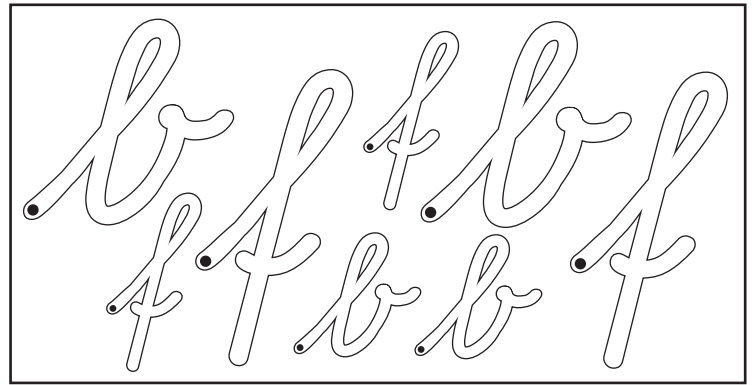
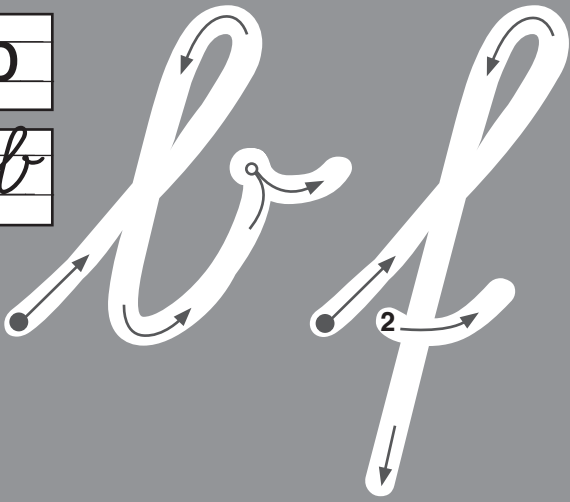


Achtung! Verbinden an der Mittellinie.

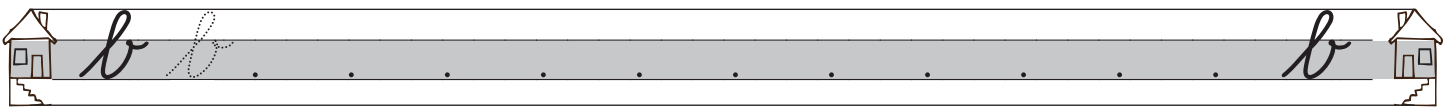
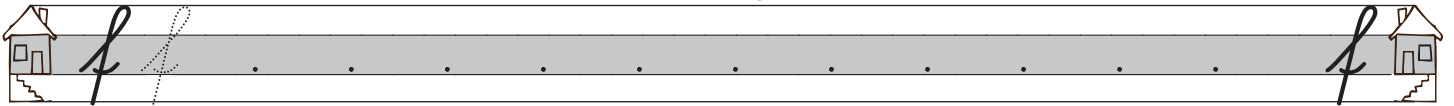


f b


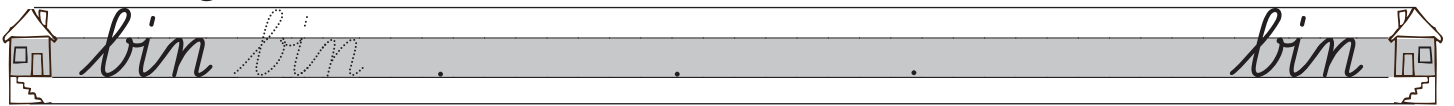
f b




Nachspuren und Schreiben.





Achtung! Verbinden an der Mittellinie.











Wir
wollen uns
anfassen!



 Verbinden an der Grundlinie.



 la la 


 fu fu 

 mi mi 

 eu eu 



 au au 



 kaufen kaufen 







Wir
wollen uns
anfassen!



 Verbinden an der Grundlinie.



 la la 

 fu fu 

 mi mi 



 eu eu 



 au au 



 kaufen kaufen 



 Verbinden an der Mittellinie.






 *ba* *ba* 

 *bu* *bu* 

 *bi* *bi* 



 *re* *re* 



 *ro* *ro* 



 *reiben* *reiben* 



 Verbinden an der Mittellinie.







 *ba* *ba* 

 *bu* *bu* 

 *bi* *bi* 

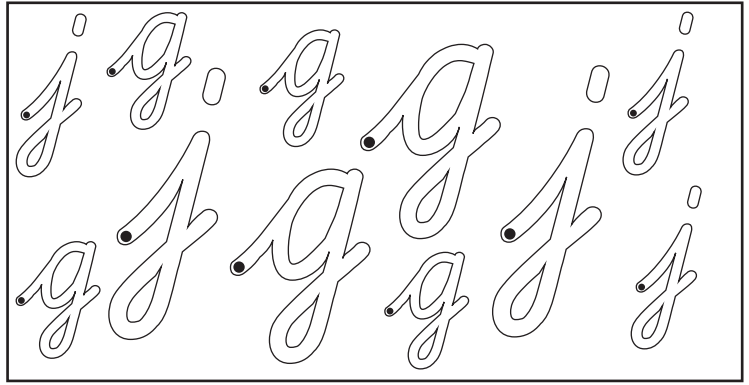

 *re* *re* 

 *ro* *ro* 

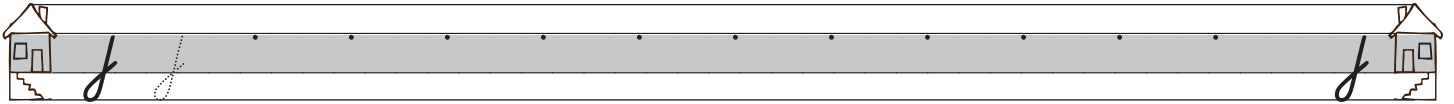
 *reiben* *reiben* 

j g

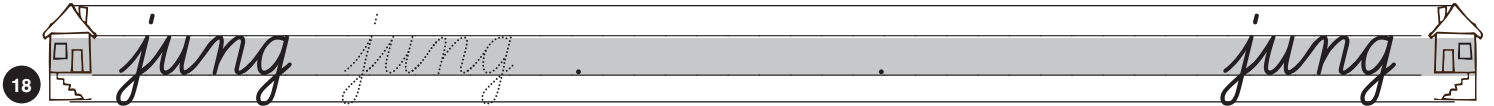
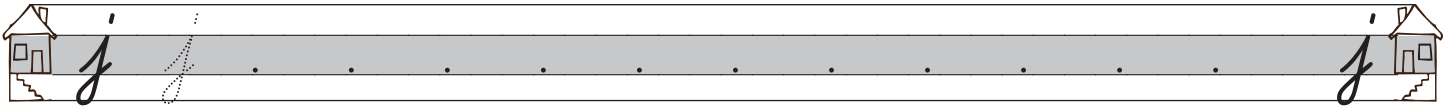
j g



Hier übst du die untere Schleife.

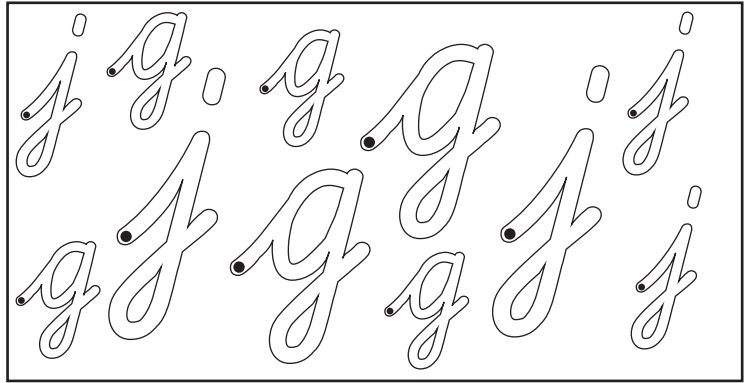



 Nachspuren und Schreiben. Beginne immer beim Punkt.

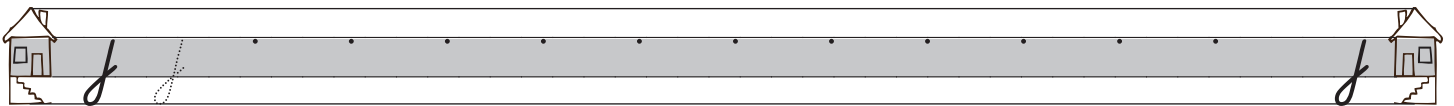


j g


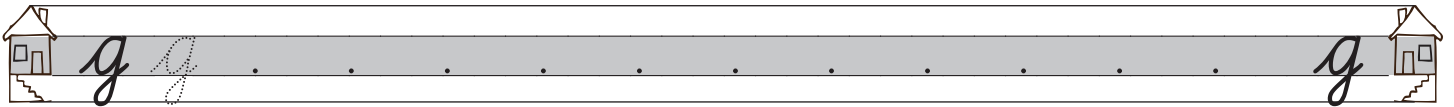
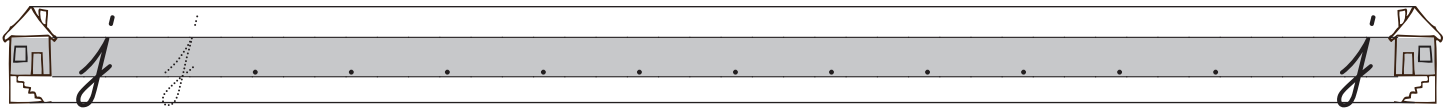
j g



Hier übst du die untere Schleife.

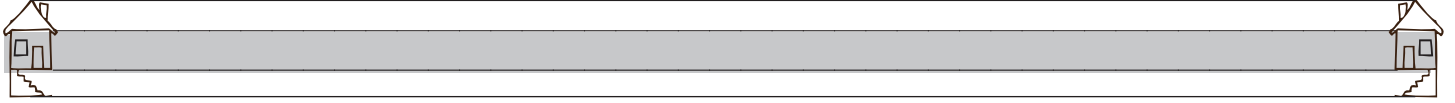




 Nachspuren und Schreiben. Beginne immer beim Punkt.







 Übertrage in Schreibschrift.



Die Kinder finden einen Dino.



angeln  *angeln* 

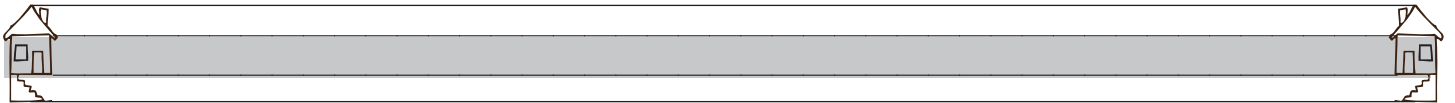
jagen  *jagen* 



jeder  *jeder* 



ja  *ja* 



 Übertrage in Schreibschrift.



Die Kinder finden einen Dino.



angeln  *angeln* 


jagen  *jagen* 

jeder  *jeder* 

ja  *ja* 

 Was gehört zusammen? Schreibe ab.

 Der kann piepen. 

 Hier kann man leben. 

 Die finde ich lecker. 

 Die können klappern. 

 Der kann rechnen. 


 Die kann kriechen. 

 Hier mache ich Ferien. 

20

 Was gehört zusammen? Schreibe ab.

 Der kann piepen. 

 Hier kann man leben. 

 Die finde ich lecker. 

 Die können klappern. 

 Der kann rechnen. 

 Die kann kriechen. 

 Hier mache ich Ferien. 

20



Blank handwriting lines for the word 'Haus'.



Blank handwriting lines for the word 'Zahn'.



Blank handwriting lines for the word 'Kaktus'.



Blank handwriting lines for the word 'Strand'.



Der kann piepen.



Blank handwriting lines for the word 'Banane'.




Blank handwriting lines for the word 'Rechner'.



Blank handwriting lines for the word 'Haus'.



Blank handwriting lines for the word 'Zahn'.



Blank handwriting lines for the word 'Kaktus'.



Blank handwriting lines for the word 'Strand'.



Der kann piepen.



Blank handwriting lines for the word 'Banane'.



Blank handwriting lines for the word 'Rechner'.

Socke Socke

Ferien Ferien

Held Held

alle alle

lernen lernen

Tier Tier

Opa Opa

22

Socke Socke

Ferien Ferien

Held Held

alle alle

lernen lernen

Tier Tier





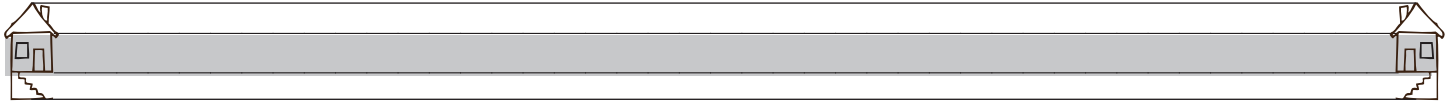
Opa Opa

22



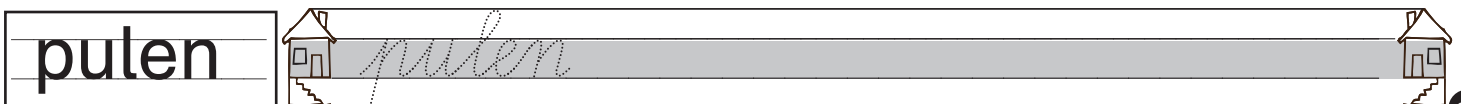
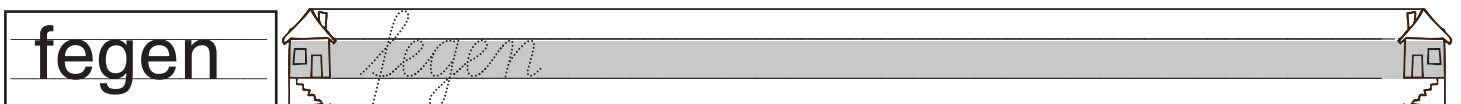




Übertrage in Schreibschrift.

Deinem Hemd fehlen drei Knöpfe.



Übertrage in Schreibschrift.


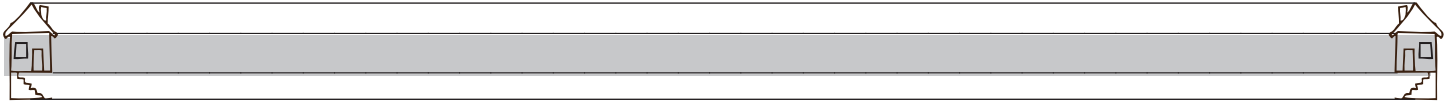
Deinem Hemd fehlen drei Knöpfe.






Übertrage in Schreibschrift.


Die Kuchen backen im Ofen.




Drache



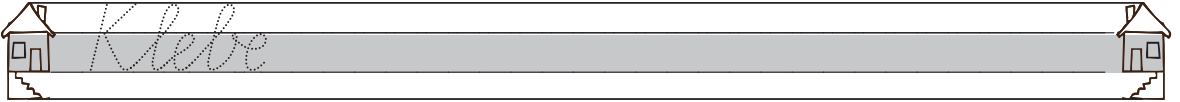
Salami



Tube

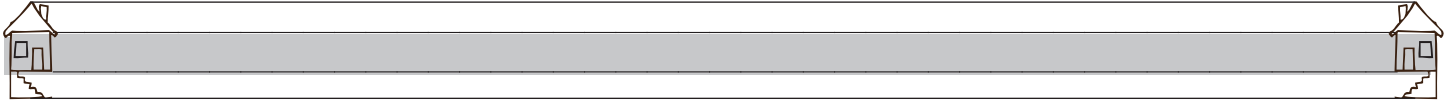



Klebe




Übertrage in Schreibschrift.


Die Kuchen backen im Ofen.




Drache




Salami



Tube



Klebe



An Ae Bu Be Ca Ce Dr De

Ex El Fu Fe Ga Ge Hu He

In Is Ja Je Ko Ke La Le

Mi Me Nu Ne Oi Ox Pu Pe

Ru Re Si Se Tu Te Ul Ur

Va Ve Wi We Xa Xe Ya Ye

Zo Ze xa xe ra re ba be

An Ae Bu Be Ca Ce Dr De

Ex El Fu Fe Ga Ge Hu He


In Is Ja Je Ko Ke La Le

Mi Me Nu Ne Oi Ox Pu Pe

Ru Re Si Se Tu Te Ul Ur


Va Ve Wi We Xa Xe Ya Ye

Zo Ze xa xe ra re ba be



Schreibheft 1

[blog: lindegundula.wordpress.com](http://blog.lindegundula.wordpress.com)



Schreibheft 1

[blog: lindegundula.wordpress.com](http://blog.lindegundula.wordpress.com)