



richtig schreiben



**Bild & Brot**

Dieses Heft gehört:

richtig schreiben

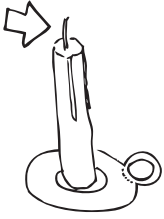


**Bild & Brot**

Dieses Heft gehört:

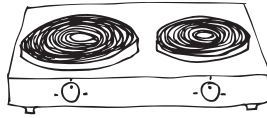


 **Verbinde.**



das Kind

der Herd



das Geld



das Gift



der Pirat




das Bild

der Docht

das Brot



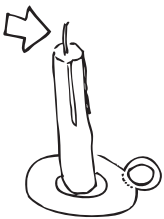
der Stift



das Nest

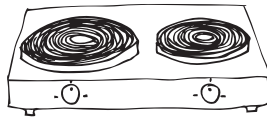


 **Verbinde.**



das Kind

der Herd



das Geld



das Gift



der Pirat




das Bild

der Docht

das Brot




der Stift



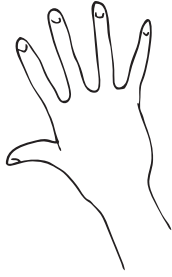
das Nest



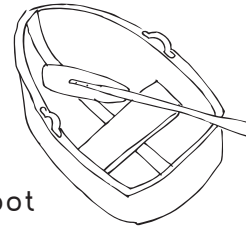
 **Verbinde.**



die Hand

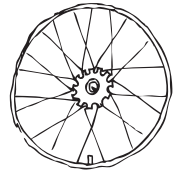


das Boot



der Mond


das Rad



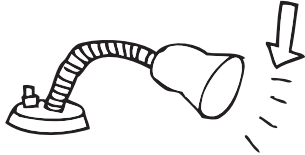
der Specht



der Ast



das Licht



die Faust




der Cent



2

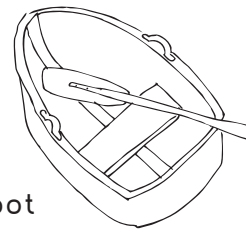
 **Verbinde.**



die Hand

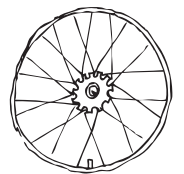


das Boot



der Mond

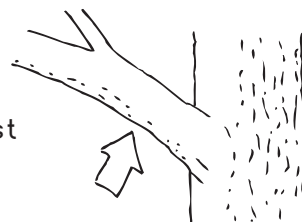
das Rad



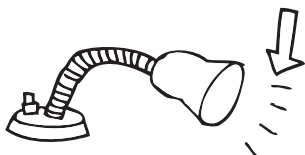
der Specht



der Ast



das Licht



die Faust



der Cent



2

 **Verbinde.**

das Feld



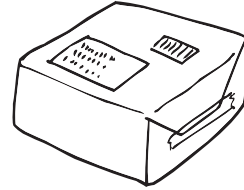
der Hund




der Arzt



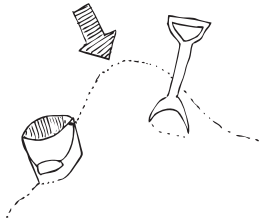
das Paket



das Fahrrad

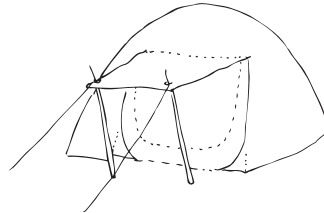


der Sand



der Mund

der Hut



das Zelt




3

 **Verbinde.**

das Feld



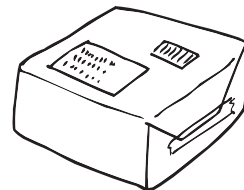
der Hund




der Arzt



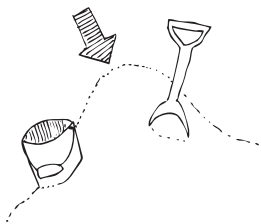
das Paket



das Fahrrad

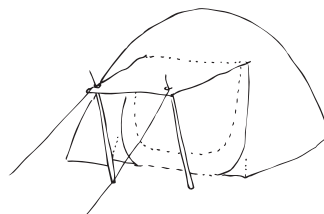


der Sand



der Mund

der Hut



das Zelt



3



**-d** oder **-t** am Ende?

Bilde zuerst die Mehrzahl. Schreibe dann die Einzahl.



**-t** **-d**



viele

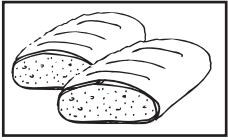
ein / eine




Kind  er



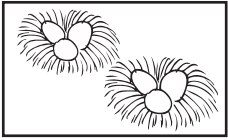
Kind



Bro  e



Gif  e



Nes  er



4



**-d** oder **-t** am Ende?

Bilde zuerst die Mehrzahl. Schreibe dann die Einzahl.




**-t** **-d**



viele

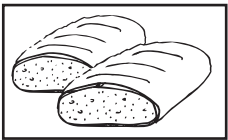
ein / eine



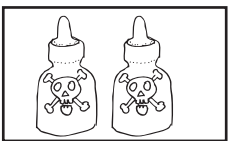
Kind  er



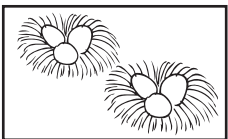
Kind



Bro  e



Gif  e



Nes  er

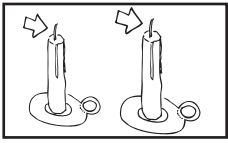


4




viele

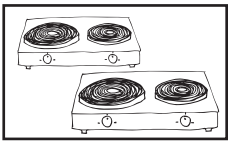
ein / eine




Doch  e →



Gel  er →



Her  e →

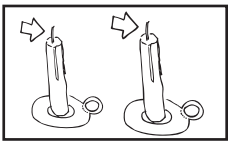


Bil  er →




viele


ein / eine




Doch  e →



Gel  er →



Her  e →



Bil  er →



**-d** oder **-t** am Ende?

Bilde zuerst die Mehrzahl. Schreibe dann die Einzahl.

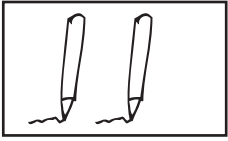


**-t** **-d**



viele

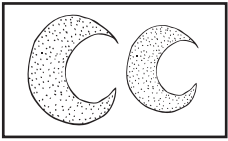
ein / eine



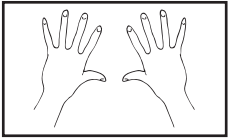
Stif  e →



Pira  en →



Mon  e →



Hän  e →

6



**-d** oder **-t** am Ende?

Bilde zuerst die Mehrzahl. Schreibe dann die Einzahl.

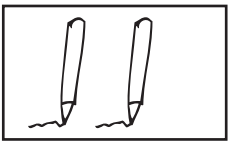


**-t** **-d**



viele

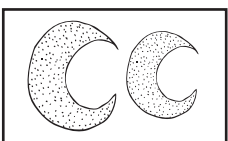
ein / eine



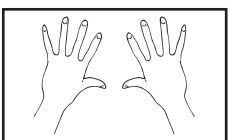
Stif  e →



Pira  en →



Mon  e →



Hän  e →

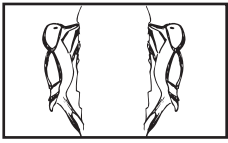
6



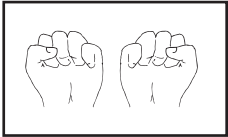


viele

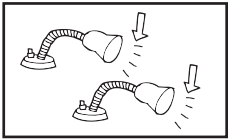
ein / eine




Speck  e →



Fäus  e →



Lich  er →

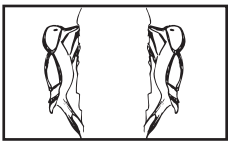


Hef  e →

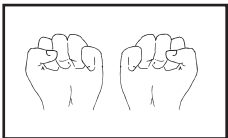


viele

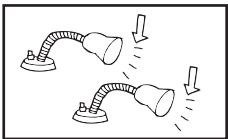
ein / eine




Speck  e →



Fäus  e →



Lich  er →



Hef  e →



**-d** oder **-t** am Ende?

Bilde zuerst die Mehrzahl. Schreibe dann die Einzahl.

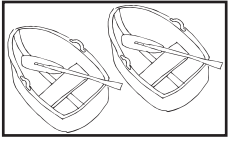


**-t** **-d**

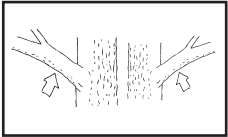


viele

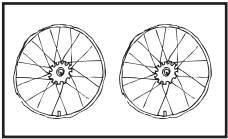
ein / eine




Boo  e →



Äs  e →



Rä  er →



Fel  er →

8



**-d** oder **-t** am Ende?

Bilde zuerst die Mehrzahl. Schreibe dann die Einzahl.

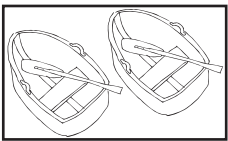


**-t** **-d**

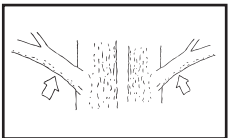


viele

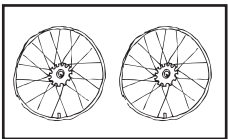
ein / eine




Boo  e →



Äs  e →



Rä  er →




Fel  er →

8




viele

ein / eine



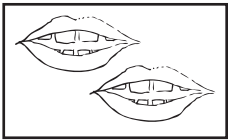
Hun  e →



Hü  e →



Cen  s →




Mün  er →




viele

ein / eine



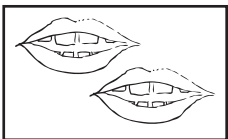
Hun  e →



Hü  e →



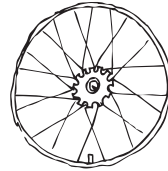
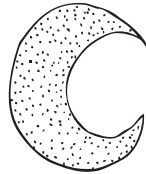


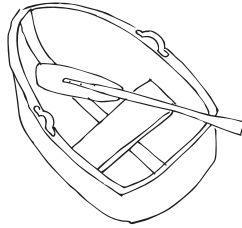
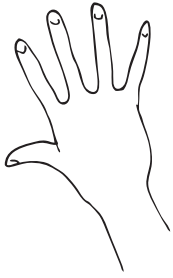
Cen  s →



Mün  er →




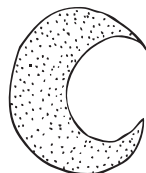


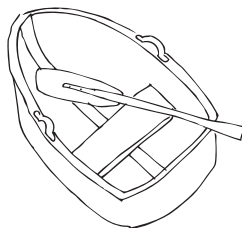
Kreise ein.  
Welches Wort endet mit **-t** ?



10



Kreise ein.  
Welches Wort endet mit **-t** ?



10



Schreibe.

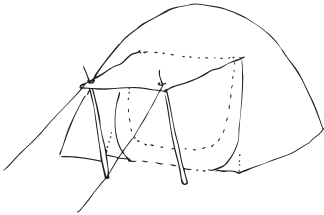
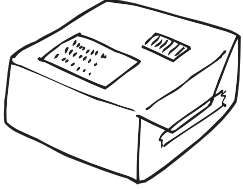


-t -d



der Hut

Blank writing lines for the first page, alternating between white and light gray background.



Schreibe.

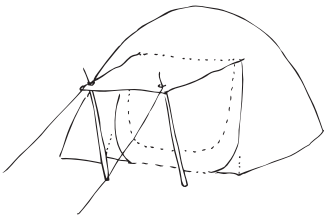
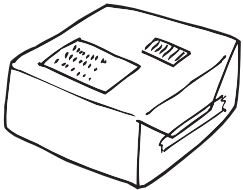


-t -d




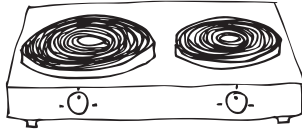

der Hut

Blank writing lines for the second page, alternating between white and light gray background.







Kreise ein.  
Welches Wort endet mit **-t** ?



12



Kreise ein.  
Welches Wort endet mit **-t** ?



12



Schreibe.



-t -d



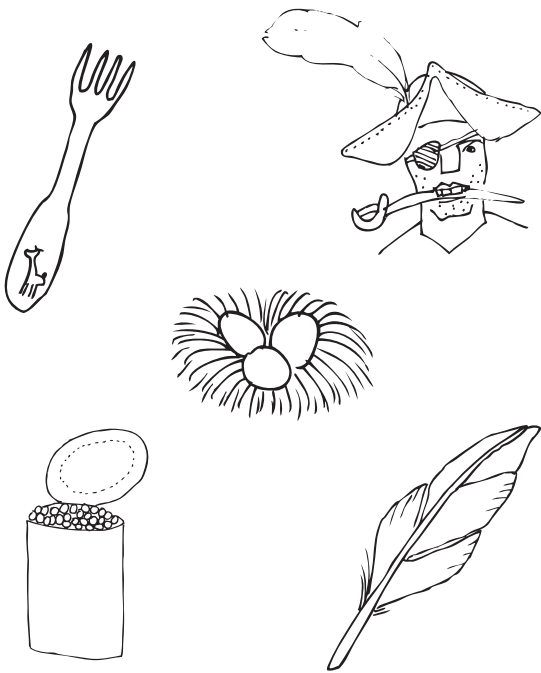
Handwriting practice lines with alternating shaded and unshaded bands.



Schreibe.



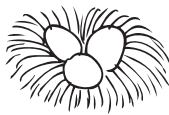
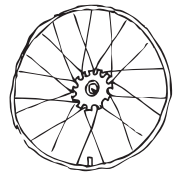
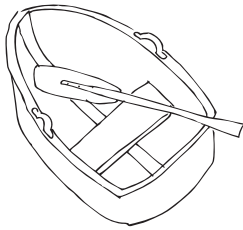

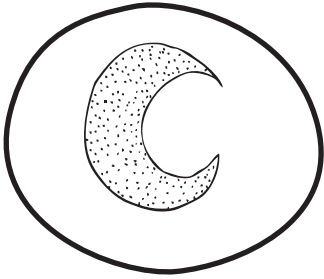
-t -d



Handwriting practice lines with alternating shaded and unshaded bands.




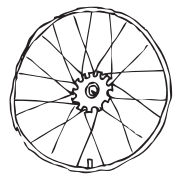
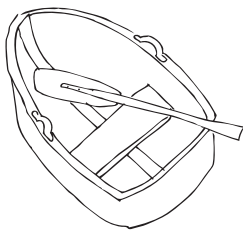
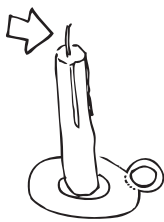
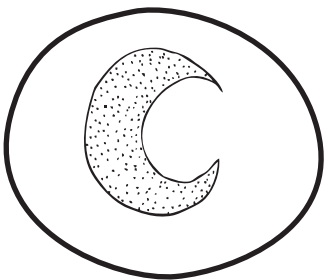
Kreise ein.  
Welches Wort endet mit **-d** ?



14



Kreise ein.  
Welches Wort endet mit **-d** ?



14

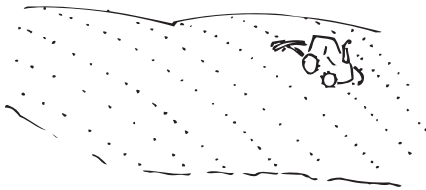




Schreibe.



-t -d



der Mond

---



---



---



---



---



---



---



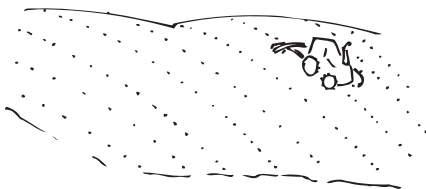
---



Schreibe.



-t -d



der Mond

---



---



---



---



---



---




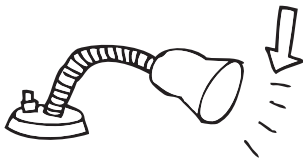

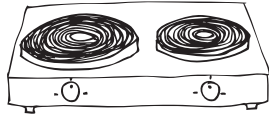
---



---



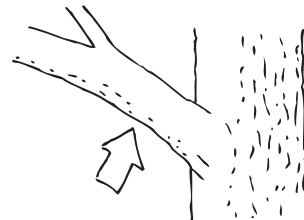
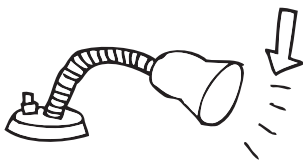


Kreise ein.  
Welches Wort endet mit **-d** ?



16



Kreise ein.  
Welches Wort endet mit **-d** ?



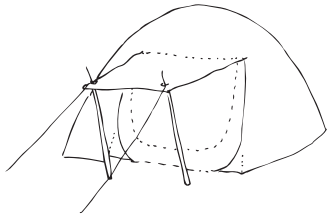
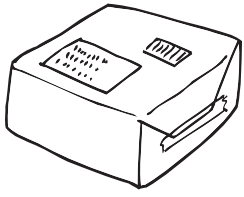
16



Schreibe.



-t -d



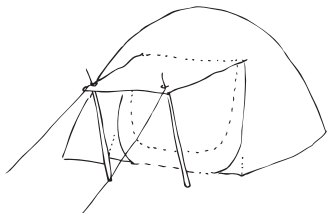
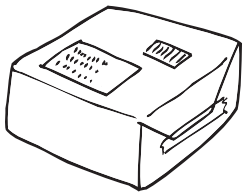
Handwriting practice lines for the first page, consisting of four sets of three horizontal lines each. The middle line of each set is shaded gray.



Schreibe.



-t -d



Handwriting practice lines for the second page, consisting of four sets of three horizontal lines each. The middle line of each set is shaded gray.

Manche Wörter haben keine Mehrzahl.  
Du kannst herausfinden, wie sie geschrieben werden, wenn du sie verlängerst.



-t

-d



Finde die Wörter, die zusammen gehören.

- |          |   |        |
|----------|---|--------|
| Milde    | ▪ | Sand   |
| Runde    | ▪ | mild   |
| sandig   | ▪ | rund   |
| Fremde   | ▪ | wild   |
| wilder   | ▪ | fremd  |
| jemanden | ▪ | jemand |
- A line connects 'Milde' to 'mild'.

18

Manche Wörter haben keine Mehrzahl.  
Du kannst herausfinden, wie sie geschrieben werden, wenn du sie verlängerst.



-t

-d



Finde die Wörter, die zusammen gehören.

- |          |   |        |
|----------|---|--------|
| Milde    | ▪ | Sand   |
| Runde    | ▪ | mild   |
| sandig   | ▪ | rund   |
| Fremde   | ▪ | wild   |
| wilder   | ▪ | fremd  |
| jemanden | ▪ | jemand |
- A line connects 'Milde' to 'mild'.

18



Schreibe die Wörter ab.



-t -d



Kreise die Verlängerung ein.

Mild(e) mild



Schreibe die Wörter ab.



-t -d



Kreise die Verlängerung ein.

Mild(e) mild

Manche Wörter haben keine Mehrzahl.  
Du kannst herausfinden, wie sie geschrieben werden, wenn du sie verlängerst.



Finde die Wörter, die zusammen gehören.

- |         |   |       |
|---------|---|-------|
| öfter   | ▪ | bunt  |
| echter  | ▪ | oft   |
| buntes  | ▪ | echt  |
| nichtig | ▪ | hart  |
| Härte   | ▪ | breit |
| Breite  | ▪ | nicht |
- A line connects the word 'öfter' on the left to the word 'oft' on the right.

20

Manche Wörter haben keine Mehrzahl.  
Du kannst herausfinden, wie sie geschrieben werden, wenn du sie verlängerst.



Finde die Wörter, die zusammen gehören.

- |         |   |       |
|---------|---|-------|
| öfter   | ▪ | bunt  |
| echter  | ▪ | oft   |
| buntes  | ▪ | echt  |
| nichtig | ▪ | hart  |
| Härte   | ▪ | breit |
| Breite  | ▪ | nicht |
- A line connects the word 'öfter' on the left to the word 'oft' on the right.

20



Schreibe die Wörter ab.



-t -d



Kreise die Verlängerung ein.

öft(er) oft



Schreibe die Wörter ab.



-t -d



Kreise die Verlängerung ein.

öft(er) oft



Finde die Verlängerung.

Entscheide: **-d** oder **-t**.



Kreise die Verlängerung ein.

jeman **?** → jemanden → jeman **d**

bun **?** → \_\_\_\_\_ → bun \_\_\_\_\_

mil **?** → \_\_\_\_\_ → mil \_\_\_\_\_

San **?** → \_\_\_\_\_ → San \_\_\_\_\_

ro **?** → \_\_\_\_\_ → ro \_\_\_\_\_



Finde die Verlängerung.

Entscheide: **-d** oder **-t**.



Kreise die Verlängerung ein.

jeman **?** → jemanden → jeman **d**

bun **?** → \_\_\_\_\_ → bun \_\_\_\_\_

mil **?** → \_\_\_\_\_ → mil \_\_\_\_\_

San **?** → \_\_\_\_\_ → San \_\_\_\_\_

ro **?** → \_\_\_\_\_ → ro \_\_\_\_\_



har **?** →  → har

elen **?** →  → elen

ech **?** →  → ech

jeman **?** →  → jeman

bal **?** →  → bal

fes **?** →  → fes

har **?** →  → har

elen **?** →  → elen

ech **?** →  → ech

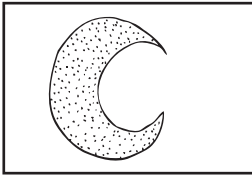
jeman **?** →  → jeman

bal **?** →  → bal


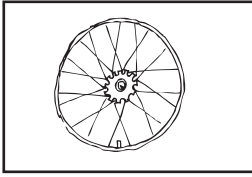
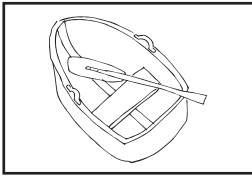
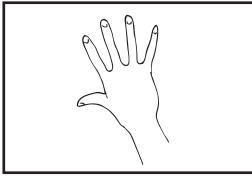
fes **?** →  → fes



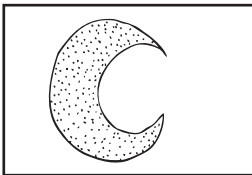
Schreibe.




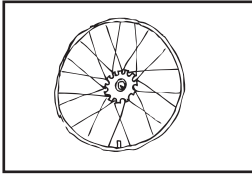
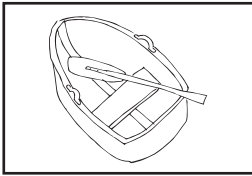
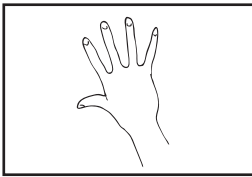
der




Schreibe.



der



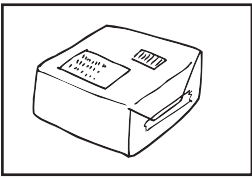
 **Schreibe.**



\_\_\_\_\_

\_\_\_\_\_


\_\_\_\_\_



\_\_\_\_\_

\_\_\_\_\_


\_\_\_\_\_



\_\_\_\_\_

\_\_\_\_\_

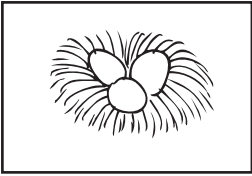
\_\_\_\_\_



\_\_\_\_\_

\_\_\_\_\_

\_\_\_\_\_



\_\_\_\_\_

\_\_\_\_\_

\_\_\_\_\_

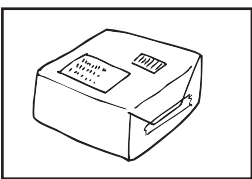
 **Schreibe.**



\_\_\_\_\_

\_\_\_\_\_


\_\_\_\_\_



\_\_\_\_\_

\_\_\_\_\_


\_\_\_\_\_



\_\_\_\_\_

\_\_\_\_\_

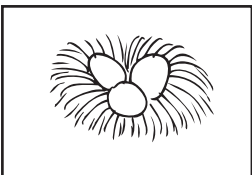
\_\_\_\_\_



\_\_\_\_\_

\_\_\_\_\_

\_\_\_\_\_



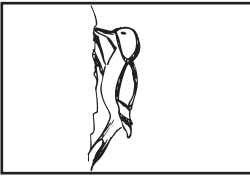
\_\_\_\_\_

\_\_\_\_\_

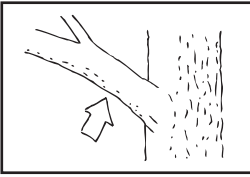
\_\_\_\_\_



Schreibe.




Handwriting practice lines for the word 'Bird'.



Handwriting practice lines for the word 'Tree'.



Handwriting practice lines for the word 'Coin'.



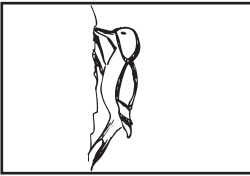
Handwriting practice lines for the word 'Candle'.



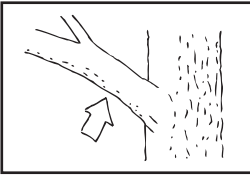
Handwriting practice lines for the word 'Person'.



Schreibe.




Handwriting practice lines for the word 'Bird'.



Handwriting practice lines for the word 'Tree'.



Handwriting practice lines for the word 'Coin'.

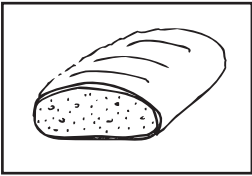


Handwriting practice lines for the word 'Candle'.



Handwriting practice lines for the word 'Person'.

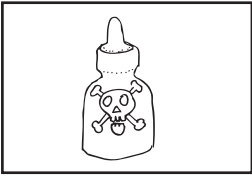
 **Schreibe.**



\_\_\_\_\_

\_\_\_\_\_

\_\_\_\_\_



\_\_\_\_\_

\_\_\_\_\_


\_\_\_\_\_



\_\_\_\_\_

\_\_\_\_\_

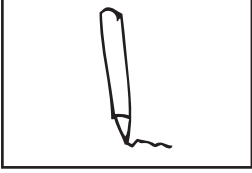
\_\_\_\_\_



\_\_\_\_\_

\_\_\_\_\_

\_\_\_\_\_

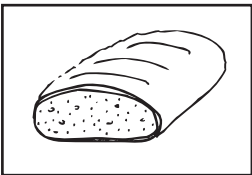


\_\_\_\_\_

\_\_\_\_\_

\_\_\_\_\_

 **Schreibe.**



\_\_\_\_\_

\_\_\_\_\_

\_\_\_\_\_



\_\_\_\_\_

\_\_\_\_\_


\_\_\_\_\_



\_\_\_\_\_

\_\_\_\_\_

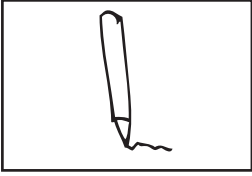
\_\_\_\_\_



\_\_\_\_\_

\_\_\_\_\_

\_\_\_\_\_



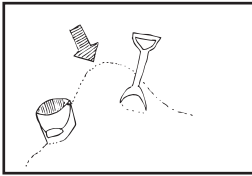
\_\_\_\_\_

\_\_\_\_\_

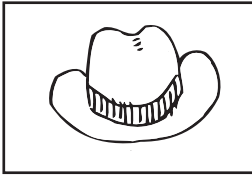
\_\_\_\_\_



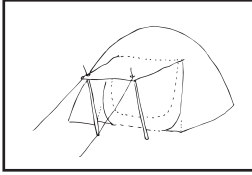
Schreibe.



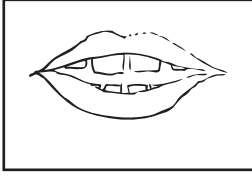
Handwriting practice line with a shaded middle section.



Handwriting practice line with a shaded middle section.



Handwriting practice line with a shaded middle section.



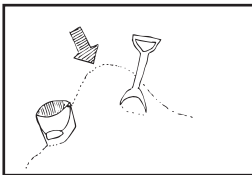
Handwriting practice line with a shaded middle section.



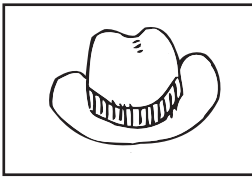
Handwriting practice line with a shaded middle section.



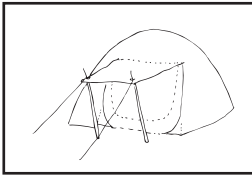
Schreibe.



Handwriting practice line with a shaded middle section.



Handwriting practice line with a shaded middle section.



Handwriting practice line with a shaded middle section.




Handwriting practice line with a shaded middle section.




Handwriting practice line with a shaded middle section.





*blog: [lindegundula.wordpress.com](http://lindegundula.wordpress.com)*



*blog: [lindegundula.wordpress.com](http://lindegundula.wordpress.com)*